

# Financial and Non-Financial Data

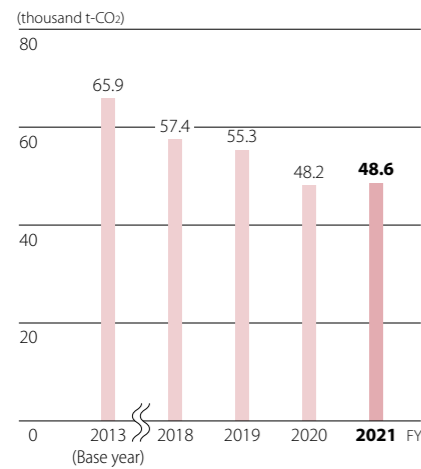
	FY2011	FY2012	FY2013	FY2014	FY2015	FY2016	FY2017	FY2018	FY2019	FY2020	FY2021
<b>Financial Data</b>											
<b>For the Year</b>											(Millions of yen)
Net sales	108,446	111,275	117,355	117,036	117,278	114,101	124,566	136,637	127,090	84,245	<b>135,790</b>
Domestic sales	82,974	81,509	84,970	81,983	80,127	80,207	89,756	95,209	88,147	59,510	<b>94,510</b>
Overseas sales	25,472	29,765	32,384	35,052	37,151	33,893	34,809	41,428	38,942	24,734	<b>41,279</b>
Valve Manufacturing Business	78,976	84,472	87,888	90,152	93,579	91,766	98,162	109,969	103,114	70,129	<b>106,754</b>
Brass Bar Manufacturing Business	20,065	17,948	20,953	21,021	20,557	19,333	23,535	23,643	21,061	12,952	<b>27,366</b>
Other	9,404	8,855	8,514	5,863	3,141	3,002	2,867	3,025	2,914	1,163	<b>1,668</b>
Operating income	4,638	6,558	6,470	6,886	7,245	8,929	10,117	11,713	6,950	3,751	<b>8,990</b>
Ordinary income	4,388	6,521	6,501	7,581	7,300	8,799	9,733	11,883	7,241	3,169	<b>8,975</b>
Net income attributable to owners of the parent	2,480	4,039	3,564	6,881	4,915	5,400	6,518	5,625	4,937	2,113	<b>4,954</b>
Cash flows from operating activities	2,217	7,885	4,667	8,923	9,592	12,979	6,941	10,069	13,329	10,024	<b>8,280</b>
Cash flows from investing activities	(2,508)	(4,519)	(3,546)	(1,010)	(9,763)	(2,141)	(7,066)	(9,264)	(8,040)	(2,379)	<b>(3,236)</b>
Cash flows from financing activities	(6,638)	(3,213)	66	(3,706)	796	(6,838)	5,267	(9,702)	(167)	7,497	<b>(11,527)</b>
<b>At Year-End</b>											(Millions of yen)
Current assets	47,247	49,956	55,866	63,884	63,501	67,972	77,400	71,226	73,351	81,765	<b>86,621</b>
Fixed assets	47,734	50,016	51,717	51,905	55,920	51,175	56,145	60,430	61,712	58,916	<b>56,798</b>
Total assets	94,981	99,972	107,583	115,790	119,422	119,148	133,545	131,657	135,063	140,681	<b>143,419</b>
Current liabilities	20,182	21,149	20,703	25,740	19,040	19,608	24,078	22,227	25,036	23,332	<b>32,939</b>
Long-term liabilities	20,309	18,603	20,101	14,556	24,284	24,647	32,075	32,600	33,147	42,182	<b>29,226</b>
Total liabilities	40,491	39,752	40,805	40,296	43,325	44,255	56,154	54,827	58,184	65,514	<b>62,166</b>
Net assets	54,489	60,219	66,777	75,493	76,096	74,892	77,391	76,829	76,879	75,167	<b>81,253</b>
Interest-bearing liabilities	24,290	22,319	23,728	21,426	25,008	24,787	34,302	33,672	39,147	49,352	<b>39,710</b>
Share price (Yen)	360	472	505	594	487	742	914	811	653	627	<b>712</b>
<b>Per Share Data</b>											(Yen)
EPS	22.71	36.98	32.63	63.22	45.5	51.43	65.5	58.5	53.06	23.38	<b>55.26</b>
BPS	490.65	542.41	601.56	686.47	700.17	727.78	782.98	793.74	819.49	828.76	<b>896.55</b>
Cash dividends per share	7.50	9.50	10.00	13.00	13.00	13.00	17.00	20.00	20.00	9.00	<b>20.00</b>
<b>Financial Indicators (%)</b>											
Operating income to net sales	4.3	5.9	5.5	5.9	6.2	7.8	8.1	8.6	5.5	4.5	<b>6.6</b>
ROE	4.7	7.2	5.7	9.8	6.6	7.3	8.7	7.4	6.5	2.8	<b>6.4</b>
ROA	4.5	6.7	6.3	6.8	6.2	7.4	7.7	9.0	5.4	2.3	<b>6.3</b>
Equity ratio	56.4	59.3	61.1	64.2	62.9	61.9	57.1	57.4	56.0	52.8	<b>56.0</b>
Payout Ratio	33.0	25.7	30.6	20.6	28.6	25.3	26.0	34.2	37.7	38.5	<b>36.2</b>
Total return ratio	33.0	25.7	30.6	27.6	38.8	92.5	80.0	70.1	80.2	121.5	<b>36.4</b>

\* KITZ Corporation has applied the Partial Amendments to Accounting Standard for Tax Effect Accounting (ASBJ Statement No. 28, February 16, 2018) as of the start of the fiscal year ended March 31, 2019. Accordingly, figures for the year ended March 31, 2018 in this report are those after retrospective application of the standard.

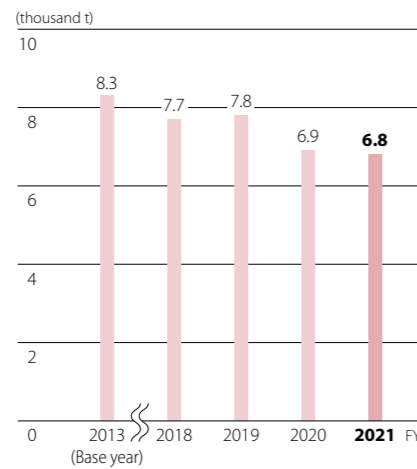
\* The fiscal year ended December 2020 is an irregular nine-month period due to the change in the fiscal year end.

## Non-Financial Data

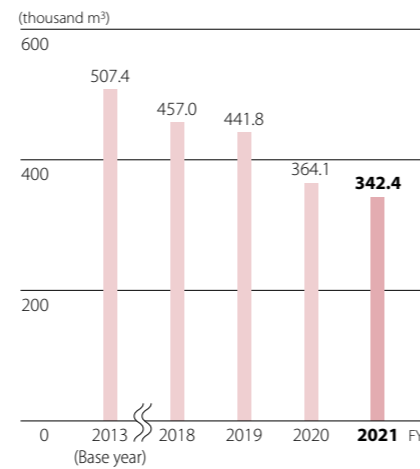
### CO<sub>2</sub> Emissions



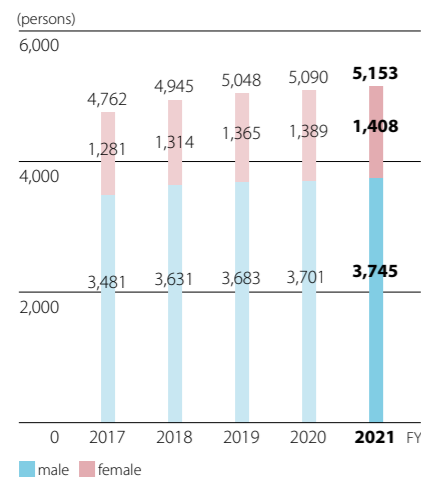
### Waste Generation



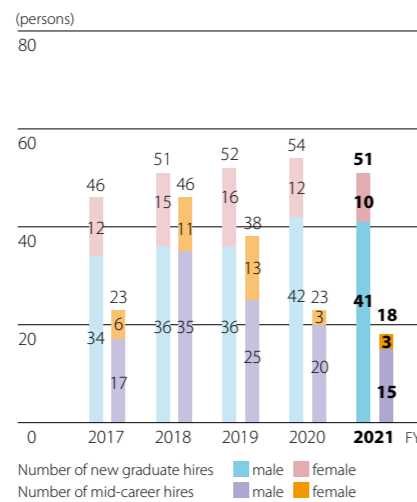
### Water Resource Usage



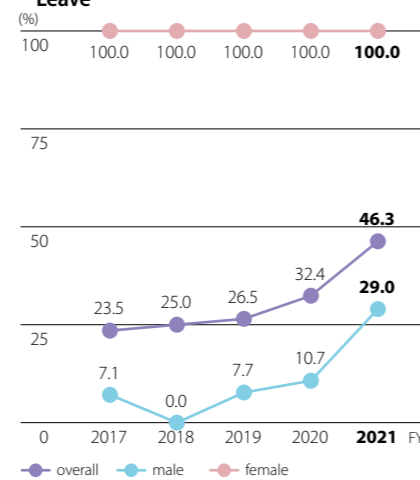
### Number of Employees



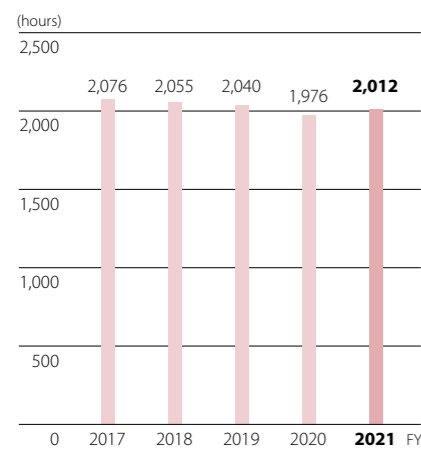
### Number of Newly Hired Employees



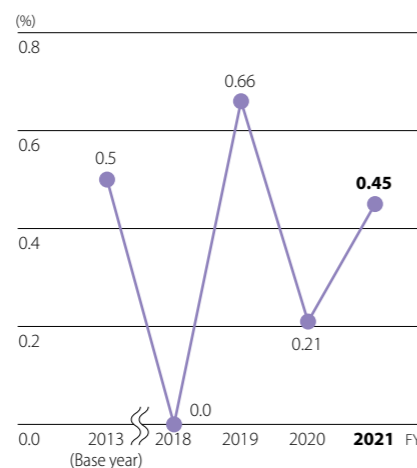
### Percentage of Employees Taking Childcare Leave



### Total Working Hours

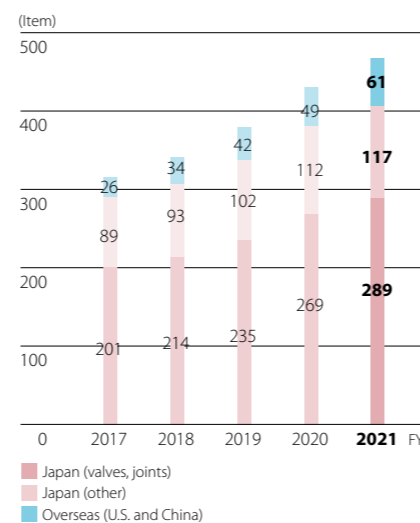


### LTI Rate\* (4 days of absence)



\* LTI Rate = number of work occupational related accidents / total working hours × 1 million hours

### Number of Patents Held



• The fiscal year ended December 2020 is an irregular nine-month period due to the change in the fiscal year end.  
 • Aggregation periods - Fiscal year ended March 2014 to fiscal year ended March 2020: April to March, Fiscal year ended December 2020: April to December, Fiscal year ended December 2021: January to December. However, CO<sub>2</sub> emissions, waste generation, water resource usage, total working hours and frequency rate for the fiscal year ending December 2020 display the results for the 12-months from January to December 2020.  
 • Aggregation scope: CO<sub>2</sub> emissions, waste generation, water resource usage for the fiscal year ended March 2014 to the fiscal year ended March 2019 are for domestic Group companies except for KITZ domestic business sites and Hokuto Giken Kogyo, and for the fiscal year ended March 2020 and thereafter are for KITZ domestic business sites and domestic Group companies. Number of employees is for KITZ and all Group companies. Number of new hires, percentage of employees taking childcare leave and total actual working hours are for KITZ on a nonconsolidated basis. The frequency rate is for the production sites of KITZ and its domestic Group companies. Number of patents held is as shown in the legend.

## Consolidated Balance Sheets

	FY2019	FY2020	FY2021
(Millions of yen)			
<b>Assets</b>			
<b>Current assets</b>			
Cash in hand and in banks	18,696	33,720	27,943
Notes, accounts receivable—trade	19,217	16,209	19,826
Electronically recorded monetary claims	8,344	8,017	10,205
Merchandise and finished goods	9,941	9,238	11,545
Work in process	5,990	5,593	6,505
Raw materials and supplies	8,044	7,405	8,757
Other	3,261	1,706	2,010
Allowance for doubtful accounts	(145)	(127)	(173)
<b>Total current assets</b>	<b>73,351</b>	<b>81,765</b>	<b>86,621</b>
<b>Fixed assets</b>			
Property, plant and equipment			
Buildings and structures	10,818	10,786	10,253
Machinery, equipment and vehicles	14,220	13,166	12,606
Tools, furniture and fixtures	5,228	5,303	5,273
Land	10,549	10,249	9,686
Construction in progress	2,056	1,677	2,734
Other	1,367	1,119	881
<b>Total property, plant and equipment</b>	<b>44,241</b>	<b>42,303</b>	<b>41,436</b>
<b>Intangible assets</b>			
Goodwill	646	395	319
Other	6,993	5,816	4,270
<b>Total intangible assets</b>	<b>7,639</b>	<b>6,211</b>	<b>4,590</b>
<b>Investments and other assets</b>			
Investments in securities	5,607	6,465	6,757
Retirement benefit assets	293	497	526
Deferred income tax assets	1,246	774	1,322
Other	2,685	2,665	2,167
Allowance for doubtful accounts	(2)	(2)	(2)
<b>Total investments and other assets</b>	<b>9,831</b>	<b>10,401</b>	<b>10,772</b>
<b>Total fixed assets</b>	<b>61,712</b>	<b>58,916</b>	<b>56,798</b>
<b>Total assets</b>	<b>135,063</b>	<b>140,681</b>	<b>143,419</b>

	FY2019	FY2020	FY2021
(Millions of yen)			
<b>Liabilities</b>			
<b>Current liabilities</b>			
Notes and accounts payable—trade	7,289	5,693	8,037
Current portion of corporate bonds	474	474	10,474
Short-term borrowings	6,674	6,979	816
Current portion of long-term debt	1,927	2,733	2,284
Income taxes payable	750	316	2,474
Consumption tax payable	307	704	135
Accrued bonuses to employees	2,235	1,321	2,575
Accrued bonuses to directors, officers	158	104	192
Other	5,218	5,004	5,948
<b>Total current liabilities</b>	<b>25,036</b>	<b>23,332</b>	<b>32,939</b>
<b>Long-term liabilities</b>			
Corporate bonds	21,429	31,192	20,717
Long-term debt	7,310	6,888	4,575
Deferred income tax liabilities	859	867	828
Accrued retirement benefits to directors	356	263	230
Allowance for stock benefit for directors	176	182	233
Retirement benefit liabilities	732	699	737
Asset retirement obligations	414	417	421
Other	1,869	1,671	1,480
<b>Total long-term liabilities</b>	<b>33,147</b>	<b>42,182</b>	<b>29,226</b>
<b>Total liabilities</b>	<b>58,184</b>	<b>65,514</b>	<b>62,166</b>
<b>Net assets</b>			
<b>Shareholders' equity</b>			
Common stock	21,207	21,207	21,207
Capital surplus	5,674	5,726	5,726
Retained earnings	54,404	47,925	51,708
Treasury stock	(6,254)	(491)	(492)
<b>Total shareholders' equity</b>	<b>75,032</b>	<b>74,367</b>	<b>78,149</b>
<b>Accumulated other comprehensive income</b>			
Net unrealized gains on other securities	856	1,478	1,678
Deferred gains or losses on hedges	5	(1)	—
Translation adjustments	(316)	(1,683)	368
Cumulative adjustments related to retirement benefits	(3)	132	172
<b>Total accumulated other comprehensive income</b>	<b>542</b>	<b>(74)</b>	<b>2,219</b>
Non-controlling interests	1,304	874	884
<b>Total net assets</b>	<b>76,879</b>	<b>75,167</b>	<b>81,253</b>
<b>Total liabilities and net assets</b>	<b>135,063</b>	<b>140,681</b>	<b>143,419</b>

## Consolidated Statements of Income

	(Millions of yen)		
	FY2019	FY2020	FY2021
Net sales	127,090	84,245	135,790
Cost of sales	93,560	62,284	101,328
Gross profit	33,530	21,961	34,461
Selling, general and administrative expenses	26,580	18,209	25,470
Operating income	6,950	3,751	8,990
Non-operating income			
Interest income	47	22	33
Dividend income	245	155	164
Exchange gains	—	—	84
Insurance income	155	28	167
Subsidy income	321	196	161
Other	467	233	320
Total non-operating income	1,236	636	931
Non-operating expenses			
Interest expenses	283	212	269
Sales discount	373	220	313
Losses on sales of notes receivable	22	36	55
Exchange losses	64	387	—
Losses on valuation of derivatives	—	212	209
Other	201	148	98
Total non-operating expenses	945	1,217	946
Ordinary income	7,241	3,169	8,975
Extraordinary income			
Gains on sales of property, plant and equipment	14	44	70
Gains on sales of investment securities	355	164	—
Gains on sales of investment real estate	—	1	32
Other	5	27	0
Total extraordinary income	375	237	102
Extraordinary loss			
Losses on sales or disposal of property, plant and equipment	74	87	117
Impairment loss	24	21	1,223
Loss from the temporary closing	—	35	—
Other	130	22	31
Total extraordinary loss	228	167	1,372
Net income before income taxes and non-controlling interests	7,387	3,239	7,705
Income taxes (income, residential and enterprise taxes)	2,024	888	3,279
Income tax adjustment	339	224	(665)
Total income taxes	2,364	1,112	2,614
Net income	5,023	2,126	5,091
Net income attributable to non-controlling interests	86	12	136
Net income attributable to owners of the parent	4,937	2,113	4,954

## Consolidated Statements of Comprehensive Income

	(Millions of yen)		
	FY2019	FY2020	FY2021
Net income	5,023	2,126	5,091
Other comprehensive income			
Net unrealized gains on other securities	(493)	621	200
Deferred gains or losses on hedges	5	(6)	1
Translation adjustment	(15)	(1,408)	2,051
Remeasurements of retirement benefits	(110)	135	40
Total other comprehensive income	(614)	(657)	2,293
Comprehensive income	4,409	1,468	7,384
(Breakdown)			
Comprehensive income attributable to owners of the parent	4,277	1,496	7,248
Comprehensive income attributable to non-controlling interests	131	(28)	136

\* The fiscal year ended December 2020 is an irregular nine-month period due to the change in the fiscal year end.

## Consolidated Statements of Cash Flows

	(Millions of yen)		
	FY2019	FY2020	FY2021
<b>Cash flows from operating activities</b>			
Net income before income taxes and non-controlling interests	7,387	3,239	7,705
Depreciation	6,558	4,954	6,685
Amortization of goodwill	219	66	82
Exchange (gains) losses	(23)	(75)	230
(Gains) losses on sales of investment securities	(355)	(163)	—
Increase (decrease) in allowance for doubtful accounts	(3)	(16)	45
Increase (decrease) in accrued bonuses to employees	(290)	(771)	1,219
Increase (decrease) in retirement benefit liabilities	(142)	(61)	142
Increase (decrease) in accrued retirement benefits to directors	(4)	(95)	(34)
Increase (decrease) in allowance for stock benefit for directors	52	6	50
Increase (decrease) in provision of accrued bonuses to directors	(47)	(42)	87
Interest income and dividend income	(292)	(177)	(198)
Interest expenses	283	212	269
Loss (gain) on sales and retirement of property, plant, and equipment	59	42	47
Impairment losses of fixed assets	24	21	1,223
(Increase) decrease in notes and accounts receivable	2,628	2,384	(5,357)
(Increase) decrease in inventories	357	1,709	(3,740)
(Increase) decrease in other current assets	(99)	211	(243)
Increase (decrease) in accounts payable	682	(1,071)	1,976
Increase (decrease) in other current liabilities	(639)	638	(575)
Other	160	69	(151)
Subtotal	16,515	11,082	9,464
Interest and dividend income received	206	180	196
Interest expenses paid	(298)	(176)	(263)
Income taxes paid	(3,094)	(1,062)	(1,116)
Cash flows from operating activities	13,329	10,024	8,280
<b>Cash flows from investing activities</b>			
Payments for purchase of property, plant and equipment	(6,552)	(2,876)	(3,478)
Proceeds from sales of property, plant and equipment	29	119	237
Payments for purchase of intangible assets	(409)	(226)	(220)
Payments for purchase of investments in securities	(1,780)	(55)	(23)
Proceeds from sales of investments in securities	718	208	—
(Increase) decrease in time deposits, net	6	424	112
Other	(51)	27	136
Cash flows from investing activities	(8,040)	(2,379)	(3,236)
<b>Cash flows from financing activities</b>			
Increase (decrease) in short-term borrowings, net	5,452	389	(6,165)
Proceeds from long-term borrowings	2,423	2,002	11
Repayment of long-term borrowings	(2,685)	(1,569)	(2,780)
Proceeds from issuance of bonds	—	9,932	—
Payments for redemption of bonds	(774)	(237)	(474)
Cash dividends paid	(2,078)	(1,377)	(1,171)
Proceeds from sales of treasury stock	7	19	0
Payments for acquisition of treasury stock	(2,229)	(1,756)	(0)
Cash dividends paid to non-controlling interests	(38)	(5)	(112)
Payments for acquisition of treasury stock	268	755	—
Other	(513)	(655)	(834)
Cash flows from financing activities	(167)	7,497	(11,527)
<b>Effect of exchange rate changes on cash and cash equivalents</b>	(76)	164	777
<b>Net increase (decrease) in cash and cash equivalents</b>	5,043	15,308	(5,706)
<b>Cash and cash equivalents at the beginning of the period</b>	12,876	17,920	33,364
<b>Net increase (decrease) in cash and cash equivalents due to the change in the fiscal period</b>	—	136	—
<b>Cash and cash equivalents at the end of the period</b>	17,920	33,364	27,658

# Group Network

## Domestic Network

### KITZ Corporation

**Head Office**  
1-10-1 Nakase, Mihama-ku, Chiba-shi,  
Chiba Pref. 261-8577, Japan  
TEL: +81-43-299-0111



### Sales Bases

#### Hokkaido Regional Office

**Hokkaido Sales Office**  
KDX Sapporo Building,  
4-1-2 Kita 7 Jo Nishi, Kita-ku,  
Sapporo-shi, Hokkaido Pref. 060-0807, Japan  
TEL: +81-11-708-6666

#### Tohoku Regional Office

**Tohoku Sales Office**  
Asahi Life Sendai Ichibancho Building,  
2-7-17 Ichibancho, Aoba-ku, Sendai-shi,  
Miyagi Pref. 980-0811, Japan  
TEL: +81-22-224-5335

#### Kita-Kanto Regional Office

**Kita-Kanto Sales Office**  
Sakamoto-2 Building, 3-306-1, Miyaharacho,  
Kita-ku, Saitama-shi, Saitama Pref. 331-0812,  
Japan  
TEL: +81-48-651-5260

**Niigata Sales Office**  
Nissay Minamisaguchi Building, 1-1-54  
Minamisaguchi, Chuo-ku, Niigata-shi,  
Niigata Pref. 950-0912, Japan  
TEL: +81-25-243-3122

### Tokyo Branch

Onward Park Building, 3-10-5 Nihombashi,  
Chuo-ku, Tokyo 103-0027, Japan

**Tokyo Sales Office 1**  
TEL: +81-3-6836-1501

**Tokyo Sales Office 2**  
TEL: +81-3-6836-1501

### Chiba Sales Office

1-10-1 Nakase, Mihama-ku, Chiba-shi,  
Chiba Pref. 261-8577, Japan  
TEL: +81-43-299-1706

### Yokohama Sales Office

Sankyo Yokohama Building, 5-85 Chojamachi,  
Naka-ku, Yokohama-shi,  
Kanagawa Pref. 231-0033, Japan  
TEL: +81-45-253-1095

### Chubu Branch

Gojinsha Meieki 3 Building, 3-9-37 Meieki,  
Nishi-ku, Nagoya-shi, Aichi Pref. 451-0045,  
Japan

\*The Chubu Branch will relocate to the following  
address on August 29, 2022.

Marunouchi One Building, 1-9-16  
Marunouchi, Naka-ku, Nagoya-shi,  
Aichi Pref. 460-0002, Japan

**Nagoya Sales Office 1**  
TEL: +81-52-562-1541  
\* From August 29, 2022  
TEL: +81-52-204-1061

**Nagoya Sales Office 2**  
TEL: +81-52-562-1541  
\* From August 29, 2022  
TEL: +81-52-204-1062

### Tokai Sales Office

Sumitomo Life Shizuoka Tokiwacho Building,  
2-13-1 Tokiwacho, Aoi-ku, Shizuoka-shi,  
Shizuoka Pref. 420-0034, Japan  
TEL: +81-50-3649-3002

### Hokuriku Sales Office

S.F Building, 4-7-14 Futakuchimachi,  
Toyama-shi, Toyama Pref. 939-8211, Japan  
TEL: +81-76-492-4685

### Koshin Sales Office

5125 Kanazawa, Chino-shi, Nagano Pref.  
391-0012, Japan (located in Chino Plant)  
TEL: +81-266-71-1441

### Osaka Branch

Yotsubashi Crystal Building, 1-27-5  
Shinmachi, Nishi-ku, Osaka-shi,  
Osaka Pref. 550-0013, Japan

**Osaka Sales Office 1**  
TEL: +81-6-6541-1178

**Osaka Sales Office 2**  
TEL: +81-6-6533-1715

### Chugoku Regional Office

#### Hiroshima Sales Office

MetLife Hiroshima Tatemachi Building, 2-27  
Tatemachi, Naka-ku, Hiroshima-shi,  
Hiroshima Pref. 730-0032, Japan  
TEL: +81-82-248-5903

#### Okayama Sales Office

Taiju Life Okayama Building, 8-29 Saiwaicho,  
Kita-ku, Okayama-shi, Okayama Pref.  
700-0903, Japan  
TEL: +81-86-226-1607

### Kyushu Regional Office

#### Kyushu Sales Office

ZS Fukuoka Building, 3-4-2 Higashihie,  
Hakata-ku, Fukuoka-shi, Fukuoka Pref.  
812-0007, Japan  
TEL: +81-92-431-7877

### Water Supply Product Sales Dept.

#### Water Supply Product Sales Office

Onward Park Building, 3-10-5 Nihombashi,  
Chuo-ku, Tokyo 103-0027, Japan  
TEL: +81-3-6836-1505

#### Kansai Water Supply Product Sales Office

Yotsubashi Crystal Building, 1-27-5  
Shinmachi, Nishi-ku, Osaka-shi,  
Osaka Pref. 550-0013, Japan  
TEL: +81-6-7636-1061

#### Special Sales Group

1-10-1 Nakase, Mihama-ku, Chiba-shi,  
Chiba Pref. 261-8577, Japan  
TEL: +81-43-299-1760

### Machinery Equipment Sales Dept.

#### Machinery Equipment Sales Office 1

1-10-1 Nakase, Mihama-ku, Chiba-shi,  
Chiba Pref. 261-8577, Japan  
TEL: +81-43-299-1734

#### Project Sales Dept.

1-10-1 Nakase, Mihama-ku, Chiba-shi,  
Chiba Pref. 261-8577, Japan

#### Project Sales Office 1

TEL: +81-43-299-1719

#### Control Valve Sales Office

TEL: +81-43-299-1773

#### Project Business Supporting Group

TEL: +81-43-299-1719

#### Project Sales Office 2

Yotsubashi Crystal Building, 1-27-5  
Shinmachi, Nishi-ku, Osaka-shi,  
Osaka Pref. 550-0013, Japan  
TEL: +81-6-7636-1060

### International Business Development Dept.

1-10-1 Nakase, Mihama-ku, Chiba-shi,  
Chiba Pref. 261-8577, Japan  
TEL: +81-43-299-1730

### Business Promotion Center

1-10-1 Nakase, Mihama-ku, Chiba-shi,  
Chiba Pref. 261-8577, Japan

#### Building System Dept.

TEL: +81-43-299-0139

#### Industrial Dept.

TEL: +81-43-299-1771

#### Fine Chemical Dept.

TEL: +81-43-299-1774

#### Hydrogen Dept.

TEL: +81-43-299-1765

### Production Sites / Research and Training Facilities

#### Plants

#### KITZ Corporation Nagasaki Plant

2040 Nagasaka Kamijo, Nagasakacho,  
Hokuto-shi, Yamanashi Pref. 408-8515, Japan  
TEL: +81-551-20-4100



#### KITZ Corporation Ina Plant

7130 Higashiaruchika, Ina-shi,  
Nagano Pref. 399-4496, Japan  
TEL: +81-265-78-1111



#### KITZ Corporation Chino Plant

5125 Kanazawa, Chino-shi,  
Nagano Pref. 391-0012, Japan  
TEL: +81-266-82-0170



#### Research and Training Facilities

#### KITZ Group Innovation Center

5125 Kanazawa, Chino-shi,  
Nagano Pref. 391-0012, Japan  
TEL: +81-266-82-0051

### KITZ Group

#### Toyo Valve Co., Ltd.

10-5, Nihonbashi 3-chome,  
Chuo-ku, Tokyo, 103-0027, Japan  
TEL: +81-3-6262-1652  
(Sales of valves and system equipment)

### Shimizu Alloy Mfg. Co., Ltd.

928 Higashinonamicho, Hikone-shi,  
Shiga Pref. 522-0027, Japan  
TEL: +81-749-23-3131  
(Manufacturing and sales of water works valves)



### KITZ SCT Corporation

JRE Omorieki Higashiguchi Building, 1-5-1  
Omori kita, Ota-ku, Tokyo 143-0016, Japan  
TEL: +81-3-6404-2171  
(Manufacturing and sales of valves and  
fittings for semiconductor manufacturing  
equipment)



### YKV Corporation

1-10-1 Nakase, Mihama-ku, Chiba-shi,  
Chiba Pref. 261-8577, Japan  
TEL: +81-43-299-1773  
(Manufacturing, sales and services of control  
valves for various applications)

### KITZ Engineering Service Co., Ltd.

1-7-59 Akanehama, Narashino-shi,  
Chiba Pref. 275-0024, Japan  
TEL: +81-47-452-0585  
(Maintenance services for valves)

### KITZ Micro Filter Corporation

5125 Kanazawa, Chino-shi,  
Nagano Pref. 391-8566, Japan  
TEL: +81-0266-75-1140  
(Manufacturing and sales of water purifier  
and industrial filter)



**KITZ Metal Works Corporation**  
7377 Kobayakawa, Miyagawa,  
Chino-shi, Nagano Pref. 391-8555, Japan  
TEL: +81-266-79-3030  
(Manufacturing and sales of copper and  
processed products)



**Hokutoh Giken Kogyo Corporation**  
4601 Wakamiko, Sutamacho, Hokuto-shi,  
Yamanashi Pref. 408-0112, Japan  
TEL: +81-551-42-5151  
(Manufacturing and sales of metal processed  
products)



**Hotel Beniya Co., Ltd.**  
2-7-21 Kogan-dori, Suwa-shi,  
Nagano Pref. 392-8577, Japan  
TEL: +81-266-57-1111  
(Operation of hotel and restaurants)



## Overseas Network

### Marketing Bases, KITZ Corporation

#### India

**KITZ Corporation (India Liaison Office)**  
805 Meadows, Sahar Plaza, Off Andheri Kurla  
Road, Andheri East, Mumbai 400 059, India  
TEL: +91-22-40154202

#### U.A.E.

**KITZ Corporation (Dubai Liaison Office)**  
6EA501 Dubai Airport Free Zone, P.O. Box  
293545, Dubai-U.A.E.  
TEL: +971-4-701-7524

### KITZ Group

#### Korea

**KITZ Corporation of Korea**  
10th Floor, Seoul Finance Center,  
136 Sejong-daero Jung-gu, Seoul, 04520,  
Korea  
TEL: +82-2-6959-2450  
(Sales of valves)

**Cephas Pipelines Corp.**  
20 Hwajeonsandan 6-ro 54 beon-gil,  
Gangseo-gu, Busan, Korea  
TEL: +82-51-290-3001  
(Manufacturing and sales of industrial  
butterfly valves)



#### Filcore Co., Ltd.

60, Sangidaehak-ro, Siheung-si,  
Gyeonggi-do, #1Na-402, Shihwa  
Industrial Complex 15085, Korea  
TEL: +82-31-433-3988  
(Manufacturing and sales of hollow fiber  
membranes for water purifiers, water ionizers  
and bidets)



#### Singapore

**KITZ Corporation of Asia Pacific Pte. Ltd.**  
No.22 Pioneer Crescent, #03-06 West Park  
BizCentral, Singapore 628556  
TEL: +65-6339-0350  
(Sales and marketing of valves)

**KITZ Valve & Actuation Singapore Pte. Ltd.**  
No.22 Pioneer Crescent, #03-06 West Park  
BizCentral, Singapore 628556  
TEL: +65-6861-1833  
(Sales and maintenance of valves)

#### Thailand

**KITZ Valve & Actuation (Thailand) Co., Ltd.**  
388 Exchange Tower, 17th Floor, Unit 1701-1,  
Sukhumvit Road, Klongtoey Sub-district,  
Klongtoey District, Bangkok 10110, Thailand  
TEL: +66-2-663-4700  
(Sales and marketing of valves)

#### KITZ (Thailand) Ltd.

426 Moo 17 Bangplee Industrial  
Estate soi.6/2 Debaratana Road Km.23,  
T.Bangsothong, A.Bangsothong  
Samutprakarn 10570, Thailand  
TEL: +66-2-315-3129~32  
(Manufacturing and sales of copper alloy  
valves and butterfly valves)



#### Malaysia

**KITZ Valve & Actuation (Malaysia) Sdn. Bhd.**  
No. 6, Jalan Teknologi Perintis, 1/2,  
Taman Teknologi Nusajaya, 79200  
Iskandar Puteri, Johor Darul Takzim, Malaysia  
TEL: +60-7-553-9731  
(Sales and maintenance of valves)

#### Vietnam

**KITZ Valve & Actuation Vietnam Co., Ltd.**  
U.1801, 18F, Park IX Building,  
No. 08 Phan Dinh Giot Str.,  
Ward 2, Tan Binh District,  
Ho Chi Minh City, Vietnam  
TEL: +84-28-7306-8306  
(Sales and marketing of valves)

#### Taiwan

**KITZ Corporation of Taiwan**  
No.26, E. 5th St., N.T.I.P., Nanzi Dist.,  
Kaohsiung, Taiwan, R.O.C.  
TEL: +886-7-361-1236  
(Manufacturing and sales of stainless steel  
and carbon steel valves and joints)



#### China

**KITZ Corporation of Kunshan**  
No.15 Taihu South Road Economic and  
Technology Development Zone, Kunshan,  
Jiangsu Province, P.R. China, 215300  
TEL: +86-512-5763-8600  
(Manufacturing and sales of stainless steel  
valves)



**KITZ Corporation of Jiangsu Kunshan**  
No.188, Zhongyang Road, B Zone, Kunshan  
Comprehensive Free Trade Zone, Jiangsu  
Province, P.R. China, 215300  
TEL: +86-512-5771-6078  
(Manufacturing and sales of carbon steel valves)



**KITZ Corporation of Shanghai**  
Room 1701-1704, International Corporate  
City, No.3000 North ZhongShan Rd.,  
PuTuo District, Shanghai, P.R. China, 200063  
TEL: +86-21-6439-1249  
(Manufacturing, sales and marketing of  
valves)



Changshu Branch

**KITZ Corporation of Lianyungang**  
No.16 Yun Yang Road, Lianyungang Economic  
and Technical Development Zone,  
Jiangsu Province, P.R. China, 222047  
TEL: +86-518-8236-6061  
(Manufacturing and sales of carbon steel valves)



**KITZ SCT Corporation of Kunshan**  
8-3, No.3 Road, Export Processing A Zone,  
Kunshan, Jiangsu, P.R. China, 215300  
TEL: +86-512-5735-0700  
(Manufacturing and sales of valves and fittings  
for semiconductor manufacturing equipment)



#### Hong Kong

**KITZ Hong Kong Company Limited**  
Unit E, 33 Floor, Monterey Plaza,  
15 Chong Yip Street, Kwun Tong,  
Kowloon, Hong Kong  
TEL: +852-2728-2199  
(Sales and marketing of valves)

#### India

**Micro Pneumatics Pvt. Ltd.**  
Plot No.133-134, Vasai Municipal  
Industrial Area, Umela Phata, Paddy,  
Vasai Road (West) - 401 207, Dist. Palghar,  
Maharashtra, India  
TEL: +91-250-2320458  
(Manufacturing and sales of industrial-use  
(pharmaceutical, foods, chemical) automated  
ball valves and butterfly valves)



#### U.S.A.

**KITZ Corporation of America**  
10750 Corporate Drive, Stafford, Texas 77477, U.S.A.  
TEL: +1-281-491-7333  
(Sales and marketing of valves)

**KITZ SCT America Corporation**  
5201 Great America Parkway, Suite 238,  
Santa Clara, California 95054, U.S.A.  
TEL: +1-408-747-5546  
(Sales and marketing of valves and fittings for  
semiconductor manufacturing equipment)

#### Brazil

**Metalúrgica Golden Art's Ltda.**  
Rua Getúlio Vargas 496, Bairro Renovação,  
Veranópolis, Rio Grande do Sul,  
Brazil, 95330-000  
TEL: +55-54-3441-8900  
(Manufacturing and sales of industrial ball  
valves)



#### Spain

**KITZ Corporation of Europe, S.A.**  
Ramón Viñas, 8 08930 Sant Adrià de Besòs,  
Barcelona, Spain  
TEL: +34-93-462-14-08  
(Manufacturing and sales of ball valves made  
from cast steel, stainless steel and other  
materials)



#### Germany

**Perrin GmbH**  
Siemensstraße 1, 61130, Nidderau, Germany  
TEL: +49-6187-928-0  
(Manufacturing and sales of metal seated ball  
valves)



# Corporate Data / Stock Information

## Corporate Data (as of December 31, 2021)

Corporate Name	<b>KITZ CORPORATION</b>
Head Office	1-10-1 Nakase, Mihama-ku, Chiba-shi, Chiba Prefecture 261-8577, Japan TEL: +81-43-299-0111
URL	<a href="https://www.kitz.com/english/">https://www.kitz.com/english/</a>
Established	January 26, 1951
Capital	¥21,207,084,670
Fiscal Year-end	December
Stock Exchange Listing	First Section of Tokyo Stock Exchange (Prime Market from April 4, 2022) Code: 6498
Number of Employees	1,396 (Non-consolidated basis)
Business Activities	Manufacturing and sales of valves, other flow control devices and related products
Independent Auditor	Ernst & Young ShinNihon LLC

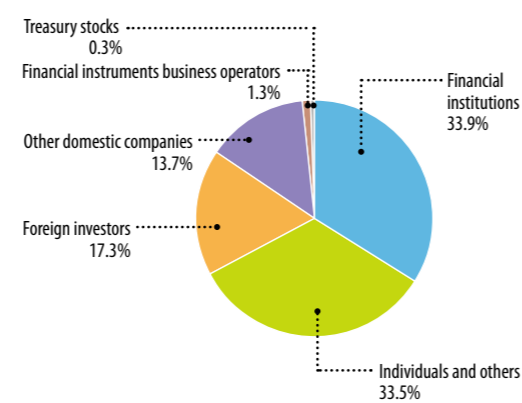
## Stock Information (as of December 31, 2021)

Total Number of Authorized Shares	400,000,000 shares
Shares Issued and Outstanding	90,120,070 shares Note: The number of shares shown above does not include 276,441 shares of treasury stock that were held as of December 31, 2021.
Number of Shareholders	12,599
General Meeting of Shareholders	March
Reference Dates	Date of resolution of meeting of shareholders: December 31 Year-end dividend: December 31 Interim dividend: June 30 In addition, a public announcement will be made in advance as necessary.
Public Announcement Method	Electronic announcement However, announcements will be placed in the <i>Nihon Keizai Shimbun</i> in cases where it is not possible to make an electronic announcement. URL for announcements: <a href="https://www.kitz.co.jp/">https://www.kitz.co.jp/</a>
Share Unit Number	100 shares

## Major Shareholders (top 10)

Name	Shareholdings (thousands)	Percent of total shares issued (%)
The Master Trust Bank of Japan, Ltd.	8,726	9.68
Kitazawa-kai Stock Ownership Plan	4,710	5.23
Nippon Life Insurance Company	4,303	4.78
Custody Bank of Japan, Ltd.	3,530	3.92
SUMITOMO LIFE INSURANCE COMPANY	3,416	3.79
Kitazawa Ikuikai Foundation	3,411	3.79
KITZ Corporation Trading Partner Stock Ownership Plan	3,204	3.56
Sumitomo Mitsui Banking Corporation	2,553	2.83
KITZ Corporation Employee Stock Ownership Plan	2,069	2.30
SECOM General Insurance Co., Ltd.	1,702	1.89

## Composition of Shareholders



## Stock Price Information



## Outdoor Signboards of KITZ

To increase name recognition, KITZ installed company advertising signboards at Tokyo Dome, JR Tokyo Station, JR Kaihin Makuhari Station and JR Makuhari Hongo Station, etc. We are carrying out company PR activities mainly in the Tokyo metropolitan area.



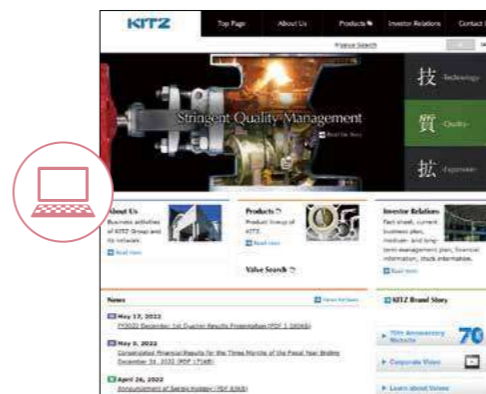
Tokyo Dome



Advertisement inside JR Tokyo station

The advertisement depicts the image of a child passing through a valve, heading toward a bright future full of hope. The advertising copy "KITZ Valves, link to the future." expresses the message that valves are essential in the journey toward a bridge future, and the desire that KITZ will become indispensable toward achieving a sustainable society.

## KITZ Website



<https://www.kitz.com/english/>




<https://www.kitz.com/sp/en/>

Please access our website for smartphones that has been designed using large buttons for the main menu and is easy to browse.



## Corporate PR Character

Kikumaru is a PR character, designed around the motif of the Chrysanthemum-Handle® (see Page 28 Focus), created to improve the KITZ corporate brand. The character is used at trade expo booths and in sales promotion tools, and is also actively utilized in all manner of promotional situations as a corporate PR character.



Name: Kikumaru  
Date of birth: October 3, 2007  
Gender: N/A  
Personality: Sincere and honest. Active, and full of the spirit of challenge, but sometimes clumsy.  
Kikumaru spends its days busy travelling throughout Japan and around the countries of the world as an outstanding KITZ sales representative.