



Commercial Ball Valves

BRASS & BRONZE BALL VALVES

*LEAD FREE


TWO-PIECE BODY


| ASTM B283 FORGED BRASS • FULL PORT • Cr BALL 600 CWP | | | | | |
|--|-----------|------------|----------|-----------|-----|
| CODE NUMBER | SIZE CODE | LIST PRICE | WT. LBS. | PACKAGING | |
| | | | | BOX | CTN |
|  858* IPS | 014 | \$ TBD | - | - | - |
| | 038 | TBD | - | - | - |
| | 012 | 11.60 | 0.50 | 12 | 96 |
| | 034 | 17.35 | 0.75 | 10 | 60 |
| | 100 | 25.70 | 1.20 | 6 | 36 |
| | 114 | 44.20 | 1.75 | 6 | 24 |
| | 112 | 64.25 | 2.80 | 4 | 16 |
| | 200 | 89.00 | 4.75 | 4 | 16 |


| ASTM B283 FORGED BRASS • FULL PORT • Cr BALL 600 CWP | | | | | |
|---|-----------|------------|----------|-----------|-----|
| CODE NUMBER | SIZE CODE | LIST PRICE | WT. LBS. | PACKAGING | |
| | | | | BOX | CTN |
|  859* SOLDER | 014 | \$ TBD | - | - | - |
| | 038 | TBD | - | - | - |
| | 012 | 11.60 | 0.50 | 12 | 96 |
| | 034 | 17.35 | 0.75 | 10 | 60 |
| | 100 | 25.70 | 1.20 | 6 | 36 |
| | 114 | 44.20 | 1.75 | 6 | 24 |
| | 112 | 64.25 | 2.80 | 4 | 16 |
| | 200 | 89.00 | 4.75 | 4 | 16 |


*Maintenance Free Double O-Ring STem Seal Design

WING HANDLE

| ASTM B283 FORGED BRASS • FULL PORT • Cr BALL 600 CWP • WING HANDLE | | | | | |
|--|-----------|------------|----------|-----------|-----|
| CODE NUMBER | SIZE CODE | LIST PRICE | WT. LBS. | PACKAGING | |
| | | | | BOX | CTN |
|  858W IPS | 014 | \$ TBD | - | - | - |
| | 038 | TBD | - | - | - |
| | 012 | 12.85 | 0.50 | 12 | 96 |
| | 034 | 19.00 | 0.75 | 10 | 60 |
| | 100 | 28.00 | 1.20 | 6 | 36 |
| | 114 | 47.25 | 1.75 | 6 | 24 |
| | 112 | 68.30 | 2.80 | 4 | 16 |
| | 200 | 95.00 | 4.75 | 4 | 16 |

| ASTM B283 FORGED BRASS • FULL PORT • Cr BALL 600 CWP • WING HANDLE | | | | | |
|---|-----------|------------|----------|-----------|-----|
| CODE NUMBER | SIZE CODE | LIST PRICE | WT. LBS. | PACKAGING | |
| | | | | BOX | CTN |
|  859W SOLDER | 014 | \$ TBD | - | - | - |
| | 038 | TBD | - | - | - |
| | 012 | 12.85 | 0.50 | 12 | 96 |
| | 034 | 19.00 | 0.75 | 10 | 60 |
| | 100 | 28.00 | 1.20 | 6 | 36 |
| | 114 | 47.25 | 1.75 | 6 | 24 |
| | 112 | 68.30 | 2.80 | 4 | 16 |
| | 200 | 95.00 | 4.75 | 4 | 16 |






| ASTM B283 FORGED BRASS • FULL PORT • Cr BALL 600 CWP | | | | | |
|---|-----------|------------|----------|-----------|-----|
| CODE NUMBER | SIZE CODE | LIST PRICE | WT. LBS. | PACKAGING | |
| | | | | BOX | CTN |
|  868 IPS | 014 | \$ TBD | - | - | - |
| | 038 | TBD | - | - | - |
| | 012 | 16.90 | 0.50 | 12 | 96 |
| | 034 | 24.50 | 0.75 | 10 | 60 |
| | 100 | 36.05 | 1.20 | 6 | 36 |
| | 114 | 61.70 | 1.75 | 6 | 24 |
| | 112 | 80.05 | 2.80 | 4 | 16 |
| | 200 | 114.45 | 4.75 | 4 | 16 |

| ASTM B283 FORGED BRASS • FULL PORT • Cr BALL 600 CWP | | | | | |
|--|-----------|------------|----------|-----------|-----|
| CODE NUMBER | SIZE CODE | LIST PRICE | WT. LBS. | PACKAGING | |
| | | | | BOX | CTN |
|  869 SOLDER | 014 | \$ TBD | - | - | - |
| | 038 | TBD | - | - | - |
| | 012 | 16.90 | 0.50 | 12 | 96 |
| | 034 | 24.50 | 0.75 | 10 | 60 |
| | 100 | 36.05 | 1.20 | 6 | 36 |
| | 114 | 61.70 | 1.75 | 6 | 24 |
| | 112 | 80.05 | 2.80 | 4 | 16 |
| | 200 | 114.45 | 4.75 | 4 | 16 |





*The valves shown above comply with CA AB1953 and VT Act 193 for 0.25% max. Lead content by weight and are certified to NSF/ANSI 61 Annex G.

BRASS & BRONZE BALL VALVES

TWO-PIECE BODY






| ASTM B283 FORGED BRASS • FULL PORT • Cr BALL 150 WSP / 600 WOG | | | | | |
|---|-----------|------------|----------|-----------|-----|
| CODE NUMBER | SIZE CODE | LIST PRICE | WT. LBS. | PACKAGING | |
| | | | | BOX | CTN |
|  58* IPS     | 014 | \$ 8.80 | 0.24 | 20 | 120 |
| | 038 | 8.80 | 0.24 | 20 | 120 |
| | 012 | 8.10 | 0.30 | 12 | 96 |
| | 034 | 11.25 | 0.75 | 10 | 60 |
| | 100 | 15.65 | 1.67 | 6 | 36 |
| | 114 | 29.60 | 2.83 | 6 | 24 |
| | 112 | 40.30 | 3.13 | 4 | 16 |
| | 200 | 60.55 | 4.44 | 4 | 16 |
| | 212 | 144.60 | 9.50 | 2 | - |
| | 300 | 222.90 | 16.00 | 2 | - |
| | 400 | 391.50 | 27.00 | 2 | - |





*3rd Party Certification applies to 1/4" ~ 2" only

| ASTM B283 FORGED BRASS • FULL PORT • Cr BALL 150 WSP / 600 WOG | | | | | |
|---|-----------|------------|----------|-----------|-----|
| CODE NUMBER | SIZE CODE | LIST PRICE | WT. LBS. | PACKAGING | |
| | | | | BOX | CTN |
|  59* SOLDER    | 014 | \$ 8.80 | 0.24 | 20 | 120 |
| | 038 | 8.80 | 0.24 | 20 | 120 |
| | 012 | 8.10 | 0.30 | 12 | 96 |
| | 034 | 11.25 | 0.75 | 10 | 60 |
| | 100 | 15.65 | 1.67 | 6 | 36 |
| | 114 | 29.60 | 2.83 | 6 | 24 |
| | 112 | 40.30 | 3.13 | 4 | 16 |
| | 200 | 60.55 | 4.44 | 4 | 16 |
| | 212 | 144.60 | 9.50 | 2 | - |
| | 300 | 222.90 | 16.00 | 2 | - |
| | - | - | - | - | - |




*3rd Party Certification applies to 1/4" ~ 2" only

WING HANDLE

| ASTM B283 FORGED BRASS • FULL PORT • Cr BALL 150 WSP / 600 WOG | | | | | |
|---|-----------|------------|----------|-----------|-----|
| CODE NUMBER | SIZE CODE | LIST PRICE | WT. LBS. | PACKAGING | |
| | | | | BOX | CTN |
|  58W IPS     | 014 | \$ 10.10 | 0.24 | 20 | 120 |
| | 038 | 10.10 | 0.24 | 20 | 120 |
| | 012 | 9.35 | 0.30 | 12 | 96 |
| | 034 | 12.90 | 0.75 | 10 | 60 |
| | 100 | 17.95 | 1.67 | 6 | 36 |
| | 114 | 32.65 | 2.83 | 6 | 24 |
| | 112 | 44.35 | 3.13 | 4 | 16 |
| | 200 | 66.55 | 4.44 | 4 | 16 |

| ASTM B283 FORGED BRASS • FULL PORT • Cr BALL 150 WSP / 600 WOG | | | | | |
|--|-----------|------------|----------|-----------|-----|
| CODE NUMBER | SIZE CODE | LIST PRICE | WT. LBS. | PACKAGING | |
| | | | | BOX | CTN |
|  59W SOLDER    | 014 | \$ - | 0.24 | 20 | 120 |
| | 038 | 10.10 | 0.24 | 20 | 120 |
| | 012 | 9.35 | 0.30 | 12 | 96 |
| | 034 | 12.90 | 0.75 | 10 | 60 |
| | 100 | 17.95 | 1.67 | 6 | 36 |
| | 114 | 32.65 | 2.83 | 6 | 24 |
| | 112 | 44.35 | 3.13 | 4 | 16 |
| | 200 | 66.55 | 4.44 | 4 | 16 |

K-PRESS



| CW 602N BRASS • FULL PORT • Cr BALL 200 PSI K-PRESS ENDS / 600 WOG BODY RATING | | | | | |
|---|-----------|------------|----------|-----------|-----|
| CODE NUMBER | SIZE CODE | LIST PRICE | WT. LBS. | PACKAGING | |
| | | | | BOX | CTN |
|  101XL/XLC*   <small>Acc. to NSF 61 up to 2"</small> | 012 | \$ 21.27 | 0.52 | 40 | 80 |
| | 034 | 28.08 | 0.86 | 25 | 50 |
| | 100 | 41.06 | 1.28 | 20 | 40 |
| | 114 | 59.08 | 2.11 | 10 | 20 |
| | 112 | 94.67 | 3.60 | 6 | 12 |
| | 200 | 144.55 | 4.80 | 4 | 8 |
| | 212 | 392.84 | 12.08 | 1 | 2 |
| | 300 | 538.31 | 16.90 | - | 2 |
| | 400 | 792.10 | 25.86 | - | 2 |

*XLC connections available in 2 1/2" ~ 4", weights may vary.



**UL/NSF61-8 and FM certified 1/2" ~ 2".

**FM rated to 175 psi max.

BRASS & BRONZE BALL VALVES



| ASTM B283 FORGED BRASS • FULL PORT • Cr BALL 150 WSP / 600 WOG | | | | | |
|---|-----------|-----------------------|----------|-----------|-----|
| CODE NUMBER | SIZE CODE | LIST PRICE | WT. LBS. | PACKAGING | |
| | | | | BOX | CTN |
|  68* IPS  | 014 | \$ 10.90 | 0.40 | 20 | 120 |
| | 038 | 10.90 | 0.41 | 20 | 120 |
| | 012 | 10.05 | 0.54 | 12 | 96 |
| | 034 | 14.70 | 0.83 | 10 | 60 |
| | 100 | 23.00 | 1.42 | 6 | 36 |
| | 114 | 42.75 | 2.08 | 6 | 24 |
| | 112 | 51.55 | 3.38 | 4 | 16 |
| | 200 | 68.25 | 4.50 | 2 | 8 |
| | 212 | 2 1/2" ~ 4" (See 68P) | | | |
| | 300 | | | | |
| | 400 | | | | |

*3rd Party Certification applies to 1/4" ~ 2" only

| ASTM B283 FORGED BRASS • FULL PORT • Cr BALL 150 WSP / 600 WOG | | | | | |
|---|-----------|------------|----------|-----------|-----|
| CODE NUMBER | SIZE CODE | LIST PRICE | WT. LBS. | PACKAGING | |
| | | | | BOX | CTN |
|  69* SOLDER  | 014 | \$ - | - | - | - |
| | 038 | 10.90 | 0.41 | 20 | 120 |
| | 012 | 10.05 | 0.54 | 12 | 96 |
| | 034 | 14.70 | 0.83 | 10 | 60 |
| | 100 | 23.00 | 1.42 | 6 | 36 |
| | 114 | 42.75 | 2.08 | 6 | 24 |
| | 112 | 51.55 | 3.38 | 4 | 16 |
| | 200 | 68.25 | 4.50 | 4 | 16 |
| | 212 | 346.75 | 8.50 | 2 | - |
| | 300 | 531.50 | 13.00 | 2 | - |
| | 400 | - | - | - | - |



*3rd Party Certification applies to 1/4" ~ 2" only

316 STAINLESS STEEL TRIM

| ASTM B283 FORGED BRASS • FULL PORT 150 WSP / 600 WOG | | | | | |
|---|-----------|------------|----------|-----------|-----|
| CODE NUMBER | SIZE CODE | LIST PRICE | WT. LBS. | PACKAGING | |
| | | | | BOX | CTN |
|  68M IPS  | 014 | \$ 23.80 | 0.40 | 20 | 120 |
| | 038 | 23.80 | 0.41 | 20 | 120 |
| | 012 | 23.80 | 0.54 | 12 | 96 |
| | 034 | 41.55 | 0.83 | 10 | 60 |
| | 100 | 52.95 | 1.42 | 6 | 36 |
| | 114 | 80.50 | 2.08 | 6 | 24 |
| | 112 | 111.95 | 3.38 | 4 | 16 |
| | 200 | 169.45 | 5.38 | 2 | 8 |
| | 212 | - | - | - | - |
| | 300 | - | - | - | - |
| | 400 | - | - | - | - |



*UL-125, UL-842, & UL-1769 (1/4" ~ 2")

316 STAINLESS STEEL TRIM

| ASTM B283 FORGED BRASS • FULL PORT SS BALL & STEM • 150 WSP / 600 WOG | | | | | |
|---|-----------|------------|----------|-----------|-----|
| CODE NUMBER | SIZE CODE | LIST PRICE | WT. LBS. | PACKAGING | |
| | | | | BOX | CTN |
|  69M CxC  | 014 | \$ - | - | - | - |
| | 038 | 23.80 | 0.41 | 20 | 120 |
| | 012 | 23.80 | 0.54 | 12 | 96 |
| | 034 | 41.55 | 0.83 | 10 | 60 |
| | 100 | 52.95 | 1.42 | 6 | 36 |
| | 114 | 80.50 | 2.08 | 6 | 24 |
| | 112 | 111.95 | 3.38 | 4 | 16 |
| | 200 | 169.45 | 4.50 | 4 | 16 |
| | 212 | - | - | - | - |
| | 300 | - | - | - | - |
| | 400 | - | - | - | - |

*UL-125, UL-842, & UL-1769 (1/4" ~ 2")



MOUNTING PAD

| ASTM B283 FORGED BRASS • FULL PORT • Cr BALL 150 WSP / 600 WOG** | | | | | |
|--|-----------|------------|----------|-----------|-----|
| CODE NUMBER | SIZE CODE | LIST PRICE | WT. LBS. | PACKAGING | |
| | | | | BOX | CTN |
|  68P IPS  | 014 | \$ 22.45 | 0.40 | 20 | 120 |
| | 038 | 22.45 | 0.41 | 20 | 120 |
| | 012 | 22.45 | 0.54 | 12 | 96 |
| | 034 | 36.50 | 0.83 | 10 | 60 |
| | 100 | 45.40 | 1.42 | 6 | 36 |
| | 114 | 70.10 | 2.08 | 6 | 24 |
| | 112 | 85.50 | 3.38 | 4 | 16 |
| | 200 | 109.90 | 5.38 | 2 | 8 |
| | 212** | 373.15 | 8.50 | 2 | - |
| | 300** | 559.80 | 13.00 | 2 | - |
| | 400** | 808.60 | 22.00 | 2 | - |

*UL-125, UL-842, & UL-1769 (1/4" ~ 2")

**Note: Size 2 1/2" ~ 4" rated at 150 WSP / 400 WOG

250# STEAM SEAT


| ASTM B283 FORGED BRASS • FULL PORT • SS TRIM MTG. PAD • LOCKING HANDLE • 250 WSP / 600 WOG** | | | | | |
|---|-----------|------------|----------|-----------|-----|
| CODE NUMBER | SIZE CODE | LIST PRICE | WT. LBS. | PACKAGING | |
| | | | | BOX | CTN |
|  68PM IPS  | 014 | \$ 48.40 | 0.40 | 20 | 120 |
| | 038 | 48.40 | 0.41 | 20 | 120 |
| | 012 | 48.40 | 0.54 | 12 | 96 |
| | 034 | 65.30 | 0.83 | 10 | 60 |
| | 100 | 78.15 | 1.42 | 6 | 36 |
| | 114 | 123.05 | 2.08 | 6 | 24 |
| | 112 | 153.70 | 3.38 | 4 | 16 |
| | 200 | 186.60 | 5.38 | 2 | 8 |
| | 212 | 591.30 | 8.50 | 2 | - |
| | 300 | 688.90 | 13.00 | 2 | - |
| | 400 | 1,197.85 | 22.00 | 2 | - |

*UL-125, UL-842, & UL-1769 (1/4" ~ 2")

**Note: Size 2 1/2" ~ 4" rated at 250 WSP / 400 WOG


BRASS & BRONZE BALL VALVES

LOCKING LEVER


| FORGED BRASS • FULL PORT Cr BALL • 150 WSP / 600 WOG | | | | | |
|--|-----------|------------|----------|-----------|-----|
| CODE NUMBER | SIZE CODE | LIST PRICE | WT. LBS. | PACKAGING | |
| | | | | BOX | CTN |
|  68LL IPS | 014 | \$ 14.50 | 0.40 | 20 | 120 |
| | 038 | 14.50 | 0.41 | 20 | 120 |
| | 012 | 13.65 | 0.54 | 12 | 96 |
| | 034 | 20.60 | 0.83 | 10 | 60 |
| | 100 | 28.90 | 1.42 | 6 | 36 |
| | 114 | 51.10 | 2.08 | 6 | 24 |
| | 112 | 59.85 | 3.38 | 4 | 16 |
| | 200 | 76.55 | 4.50 | 2 | 8 |


Note: Locking Lever is Carbon Steel


ONE-PIECE BODY


| ASTM B283 FORGED BRASS • REDUCED PORT • Cr BALL 150 WSP / 600 WOG • SS LEVER HANDLE | | | | | |
|---|-----------|------------|----------|-----------|-----|
| CODE NUMBER | SIZE CODE | LIST PRICE | WT. LBS. | PACKAGING | |
| | | | | BOX | CTN |
|  51 IPS | 014 | \$ 9.90 | 0.15 | 20 | 120 |
| | 038 | 9.90 | 0.25 | 20 | 120 |
| | 012 | 8.75 | 0.43 | 20 | 120 |
| | 034 | 12.25 | 0.64 | 16 | 96 |
| | 100 | 20.55 | 1.00 | 9 | 36 |
| | 114 | 30.05 | 1.63 | 8 | 32 |
| | 112 | 42.05 | 1.96 | 6 | 24 |
| | 200 | 58.60 | 3.25 | 4 | 16 |

THREE-PIECE BODY with Mounting Pad


| ASTM B283 FORGED BRASS • FULL PORT • Cr BALL MTG. PAD • 150 WSP / 600 WOG | | | | | |
|--|-----------|------------|----------|-----------|-----|
| CODE NUMBER | SIZE CODE | LIST PRICE | WT. LBS. | PACKAGING | |
| | | | | BOX | CTN |
|  62 IPS | 014 | \$ 38.40 | 0.70 | 10 | 60 |
| | 038 | 38.40 | 0.70 | 10 | 60 |
| | 012 | 44.35 | 1.00 | 6 | 36 |
| | 034 | 54.55 | 1.00 | 6 | 24 |
| | 100 | 71.45 | 2.00 | 4 | 16 |
| | 114 | 102.35 | 4.00 | 4 | 8 |
| | 112 | 132.75 | 7.00 | 2 | 6 |
| | 200 | 244.75 | 11.00 | 2 | 4 |

| ASTM B283 FORGED BRASS • FULL PORT • Cr BALL MTG. PAD • 150 WSP / 600 WOG | | | | | |
|--|-----------|------------|----------|-----------|-----|
| CODE NUMBER | SIZE CODE | LIST PRICE | WT. LBS. | PACKAGING | |
| | | | | BOX | CTN |
|  63 SOLDER | 014 | \$ - | - | - | - |
| | 038 | 38.40 | 0.70 | 10 | 60 |
| | 012 | 44.35 | 1.00 | 6 | 36 |
| | 034 | 54.55 | 1.00 | 6 | 24 |
| | 100 | 71.45 | 2.00 | 4 | 16 |
| | 114 | 102.35 | 4.00 | 4 | 8 |
| | 112 | 132.75 | 7.00 | 2 | 6 |
| | 200 | 244.75 | 11.00 | 2 | 4 |


| ASTM B283 FORGED BRASS • FULL PORT 316 BALL & STEM • 150 WSP / 600 WOG | | | | | |
|---|-----------|------------|----------|-----------|-----|
| CODE NUMBER | SIZE CODE | LIST PRICE | WT. LBS. | PACKAGING | |
| | | | | BOX | CTN |
|  62M IPS | 012 | \$ 68.40 | 1.00 | 6 | 36 |
| | 034 | 83.85 | 1.00 | 6 | 24 |
| | 100 | 118.70 | 2.00 | 4 | 16 |
| | 114 | 161.30 | 4.00 | 4 | 8 |
| | 112 | 205.15 | 7.00 | 2 | 6 |
| | 200 | 334.10 | 11.00 | 2 | 4 |

| ASTM B283 FORGED BRASS • FULL PORT 316 BALL & STEM • 150 WSP / 600 WOG | | | | | |
|---|-----------|------------|----------|-----------|-----|
| CODE NUMBER | SIZE CODE | LIST PRICE | WT. LBS. | PACKAGING | |
| | | | | BOX | CTN |
|  63M SOLDER | 012 | \$ 68.40 | 1.00 | 6 | 36 |
| | 034 | 83.85 | 1.00 | 6 | 24 |
| | 100 | 118.70 | 2.00 | 4 | 16 |
| | 114 | 161.30 | 4.00 | 4 | 8 |
| | 112 | 205.15 | 7.00 | 2 | 6 |
| | 200 | 334.10 | 11.00 | 2 | 4 |

THREE-WAY BODY with Mounting Pad

| ASTM B283 FORGED BRASS • Cr BALL MTG. PAD • 100°F @ 300 PSI / 400 WOG | | | | | |
|---|-----------|------------|----------|-----------|-----|
| CODE NUMBER | SIZE CODE | LIST PRICE | WT. LBS. | PACKAGING | |
| | | | | BOX | CTN |
|  54P IPS | 014* | \$ 35.55 | 0.18 | 20 | 120 |
| | 038* | 35.55 | 0.37 | 20 | 120 |
| | 012 | 32.00 | 0.98 | 10 | 40 |
| | 034 | 44.10 | 1.31 | 8 | 32 |
| | 100 | 58.40 | 2.00 | 8 | 32 |
| | 114 | 92.35 | 2.80 | 6 | 12 |
| | 112 | 107.80 | 3.88 | 4 | 8 |
| | 200 | 155.20 | 6.00 | 2 | 4 |
| | 212* | 432.15 | 11.80 | 2 | - |
| | 300* | 620.05 | 18.50 | 2 | - |

*Note: Mounting Pad not available, order as a Code 54-XXX.


| ASTM B283 FORGED BRASS • Cr BALL MTG. PAD • 100°F @ 300 PSI / 400 WOG | | | | | |
|---|-----------|------------|----------|-----------|-----|
| CODE NUMBER | SIZE CODE | LIST PRICE | WT. LBS. | PACKAGING | |
| | | | | BOX | CTN |
|  55P SOLDER | 014* | \$ - | - | - | - |
| | 038* | - | - | - | - |
| | 012 | 32.00 | 0.98 | 10 | 40 |
| | 034 | 44.10 | 1.31 | 8 | 32 |
| | 100 | 58.40 | 2.00 | 8 | 32 |
| | 114* | 92.35 | 2.80 | 6 | - |
| | 112* | 107.80 | 3.88 | 4 | - |
| | 200* | 155.20 | 6.00 | 2 | - |
| | 212 | - | - | - | - |
| | 300 | - | - | - | - |

*Note: Mounting Pad not available, order as a Code 55-XXX.

SPECIALTY BRASS BALL VALVES


TWO-PIECE BODY


IPS x BARBED

| ASTM B283 FORGED BRASS • FULL PORT • Cr BALL 600 WOG | | | | | |
|--|-----------|------------|----------|-----------|-----|
| CODE NUMBER | SIZE CODE | LIST PRICE | WT. LBS. | PACKAGING | |
| | | | | BOX | CTN |
|  68AB IPS | 012 | \$ 14.50 | 0.54 | 12 | 96 |
| | 034 | 20.15 | 0.30 | 10 | 60 |
| | 100 | 31.10 | 1.42 | 6 | 36 |


Note: Barbed connection accepts standard hose I.D. matching valve pipe size.
Operating limits are governed by type of hose and clamp used.


DRAINABLE

| ASTM B283 FORGED BRASS • FULL PORT • Cr BALL 200°F @ 400 PSI / 600 WOG | | | | | |
|--|-----------|------------|----------|-----------|-----|
| CODE NUMBER | SIZE CODE | LIST PRICE | WT. LBS. | PACKAGING | |
| | | | | BOX | CTN |
|  68AD IPS | 012 | \$ 15.55 | 0.68 | 12 | 96 |
| | 034 | 23.65 | 1.03 | 10 | 60 |
| | 100 | 33.45 | 1.81 | 6 | 36 |


| ASTM B283 FORGED BRASS • FULL PORT • Cr BALL 200°F @ 400 PSI / 600 WOG | | | | | |
|---|-----------|------------|----------|-----------|-----|
| CODE NUMBER | SIZE CODE | LIST PRICE | WT. LBS. | PACKAGING | |
| | | | | BOX | CTN |
|  69AD SOLDER | 012 | \$ 15.55 | 0.68 | 12 | 96 |
| | 034 | 23.65 | 1.03 | 10 | 60 |
| | 100 | 33.45 | 1.81 | 6 | 36 |

CAP & CHAIN


| ASTM B283 FORGED BRASS • FULL PORT • Cr BALL 150 WSP / 600 WOG | | | | | |
|--|-----------|------------|----------|-----------|-----|
| CODE NUMBER | SIZE CODE | LIST PRICE | WT. LBS. | PACKAGING | |
| | | | | BOX | CTN |
|  68C IPS x HOSE | 012 | \$ 25.25 | 0.54 | 12 | 96 |
| | 034 | 35.55 | 0.83 | 10 | 60 |
| | | | | | |

| ASTM B283 FORGED BRASS • FULL PORT • Cr BALL 150 WSP / 600 WOG | | | | | |
|--|-----------|------------|----------|-----------|-----|
| CODE NUMBER | SIZE CODE | LIST PRICE | WT. LBS. | PACKAGING | |
| | | | | BOX | CTN |
|  69C C x HOSE | 012 | \$ 25.25 | 0.54 | 12 | 96 |
| | 034 | 35.55 | 0.83 | 10 | 60 |
| | | | | | |


IPS x MALE


| ASTM B283 FORGED BRASS • FULL PORT • Cr BALL 150 WSP / 600 WOG | | | | | |
|---|-----------|------------|----------|-----------|-----|
| CODE NUMBER | SIZE CODE | LIST PRICE | WT. LBS. | PACKAGING | |
| | | | | BOX | CTN |
|  68O IPS | 014 | \$ 13.15 | 0.40 | 20 | 120 |
| | 038 | 17.60 | 0.41 | 20 | 120 |
| | 012 | 17.60 | 0.54 | 12 | 96 |
| | 034 | 27.45 | 0.83 | 10 | 60 |
| | 100 | 37.30 | 1.42 | 6 | 36 |

C x MALE

| ASTM B283 FORGED BRASS • FULL PORT • Cr BALL 150 WSP / 600 WOG | | | | | |
|--|-----------|------------|----------|-----------|-----|
| CODE NUMBER | SIZE CODE | LIST PRICE | WT. LBS. | PACKAGING | |
| | | | | BOX | CTN |
|  69O SOLDER | 014 | \$ 13.15 | 0.40 | 20 | 120 |
| | 038 | 17.60 | 0.41 | 20 | 120 |
| | 012 | 17.60 | 0.54 | 12 | 96 |
| | 034 | 27.45 | 0.83 | 10 | 60 |
| | 100 | 37.30 | 1.42 | 6 | 36 |


SINGLE UNION

| ASTM B283 FORGED BRASS • FULL PORT • Cr BALL 300°F @ 150 PSI / 600 WOG | | | | | |
|---|-----------|------------|----------|-----------|-----|
| CODE NUMBER | SIZE CODE | LIST PRICE | WT. LBS. | PACKAGING | |
| | | | | BOX | CTN |
|  68U IPS | 014 | \$ 23.65 | 0.42 | 20 | 120 |
| | 038 | 23.65 | 0.42 | 12 | 120 |
| | 012 | 25.25 | 0.63 | 12 | 96 |
| | 034 | 42.85 | 1.10 | 10 | 60 |
| | 100 | 57.95 | 1.67 | 6 | 36 |
| | 114 | 98.45 | 2.50 | 6 | 24 |
| | 112 | 123.15 | 3.81 | 4 | 16 |
| | 200 | 192.25 | 5.44 | 2 | 8 |

| ASTM B283 FORGED BRASS • FULL PORT • Cr BALL 300°F @ 150 PSI / 600 WOG | | | | | |
|--|-----------|------------|----------|-----------|-----|
| CODE NUMBER | SIZE CODE | LIST PRICE | WT. LBS. | PACKAGING | |
| | | | | BOX | CTN |
|  69U SOLDER | 014 | \$ - | - | - | - |
| | 038 | 23.65 | 0.42 | 20 | 120 |
| | 012 | 25.25 | 0.63 | 12 | 96 |
| | 034 | 42.85 | 1.10 | 10 | 60 |
| | 100 | 57.95 | 1.67 | 6 | 36 |
| | 114 | 98.45 | 2.50 | 6 | 24 |
| | 112 | 123.15 | 3.81 | 4 | 16 |
| | 200 | 192.25 | 5.44 | 2 | 8 |

SPECIALTY BRASS BALL VALVES


SAFETY EXHAUST

| ASTM B283 FORGED BRASS • FULL PORT • Cr BALL LOCKING HANDLE • 200 WOG | | | | | | |
|--|--------------|---------------|-------------|-----------|-----|--|
| CODE NUMBER | SIZE CODE | LIST PRICE | WT. LBS. | PACKAGING | | |
| | | | | BOX | CTN | |
|  68S* IPS | 014 | \$ 21.75 | 0.40 | 20 | 120 | |
| | 038 | 21.75 | 0.41 | 20 | 120 | |
| | 012 | 21.75 | 0.54 | 12 | 96 | |
| | 034 | 31.55 | 0.83 | 10 | 60 | |
| | 100 | 40.85 | 1.42 | 6 | 36 | |
| | 114 | 64.00 | 2.08 | 6 | 24 | |
| | 112 | 80.00 | 3.38 | 4 | 16 | |
| | 200 | 97.75 | 4.50 | 2 | 8 | |


*Integral 1/4" Exhaust Tap - Sizes: 1" ~2"

GAS BALL VALVES


WING HANDLE

| ASTM B283 FORGED BRASS • REGULAR PORT 175 WOG | | | | | | |
|---|--------------|---------------|--------------|-------------|-----------|-----|
| CODE NUMBER | SIZE CODE | LIST PRICE | END CONN. | WT. LBS. | PACKAGING | |
| | | | | | BOX | CTN |
|  60 | 038 | \$ 6.45 | FIPS | 0.27 | 12 | 96 |
| | 012 | 5.95 | FIPS | 0.36 | 12 | 72 |
| | 034 | 7.85 | FIPS | 0.53 | 10 | 60 |
| | 100 | 14.25 | FIPS | 0.81 | 8 | 48 |

SQUARE OPERATING NUT


| ASTM B283 FORGED BRASS • REGULAR PORT 175 WOG | | | | | | |
|--|--------------|---------------|--------------|-------------|-----------|-----|
| CODE NUMBER | SIZE CODE | LIST PRICE | END CONN. | WT. LBS. | PACKAGING | |
| | | | | | BOX | CTN |
|  60SQ | 038 | \$ 6.45 | FIPS | 0.27 | 12 | 96 |
| | 012 | 5.95 | FIPS | 0.36 | 12 | 72 |
| | 034 | 7.85 | FIPS | 0.53 | 10 | 60 |
| | 100 | 14.25 | FIPS | 0.81 | 8 | 48 |

FIPS x FLARE


| ASTM B283 FORGED BRASS • REGULAR PORT WING HANDLE • 175 WOG | | | | | | |
|--|------------------|---------------|--------------|-------------|-----------|-----|
| CODE NUMBER | SIZE CODE | LIST PRICE | END CONN. | WT. LBS. | PACKAGING | |
| | | | | | BOX | CTN |
|  60F | 038 ¹ | \$ 7.55 | FIPS x F | 0.27 | 12 | 96 |
| | 012 ² | 7.10 | FIPS x F | 0.36 | 12 | 72 |
| | 034 ³ | 9.15 | FIPS x F | 0.60 | 10 | 60 |

¹Size: 1/2 x 3/8, ²Size: 1/2 x 1/2, ³Size: 5/8 x 5/8, Threads 5/8 (15/16-16UN)

FLARE x FLARE


| ASTM B283 FORGED BRASS • REGULAR PORT WING HANDLE • 175 WOG | | | | | | |
|--|------------------|---------------|--------------|-------------|-----------|-----|
| CODE NUMBER | SIZE CODE | LIST PRICE | END CONN. | WT. LBS. | PACKAGING | |
| | | | | | BOX | CTN |
|  60FF | 038 ¹ | \$ 7.55 | F x F | 0.27 | 12 | 96 |
| | 012 ² | 7.10 | F x F | 0.36 | 12 | 72 |
| | 058 ³ | 9.15 | F x F | 0.60 | 10 | 60 |


¹Size: 1/2 x 3/8, ²Size: 1/2 x 1/2, ³Size: 5/8 x 5/8, Threads 5/8 (15/16-16UN)

| FLARE x MALE | ASTM B283 FORGED BRASS • REGULAR PORT WING HANDLE • 175 WOG | | | | | | |
|---|--|--------------|---------------|--------------|-------------|-----------|-----|
| | CODE NUMBER | SIZE CODE | LIST PRICE | END CONN. | WT. LBS. | PACKAGING | |
| | | | | | | BOX | CTN |
|  60FO | 038 ¹ | \$ 7.55 | F x M | 0.27 | 12 | 96 | |
| | 012 ² | 7.10 | F x M | 0.36 | 12 | 72 | |

¹Size: 1/2 x 3/8, ²Size: 1/2 x 1/2


CAST IRON BALL VALVES

| CLASS 125 CAST IRON • FULL PORT STAINLESS STEEL TRIM | | | | | |
|--|--------------|---------------|-------------|-----------|-----|
| CODE NUMBER | SIZE CODE | LIST PRICE | WT. LBS. | PACKAGING | |
| | | | | BOX | PLT |
|  90 FLANGED | 200 | \$ 364.00 | 22 | 2 | 30 |
| | 212 | 605.00 | 37 | 1 | 20 |
| | 300 | 766.00 | 46 | 1 | 20 |
| | 400 | 1,108.00 | 70 | 1 | 16 |
| | 600 | 2,972.00 | 174 | 1 | 9 |
| | 800 | 5,049.00 | 244 | 1 | 6 |


| CLASS 125 CAST IRON • STANDARD PORT STAINLESS STEEL TRIM | | | | | |
|---|--------------|---------------|-------------|-----------|-----|
| CODE NUMBER | SIZE CODE | LIST PRICE | WT. LBS. | PACKAGING | |
| | | | | BOX | PLT |
|  91 FLANGED | 600 | \$2,205.00 | 119 | 1 | 9 |
| | 800 | 3,369.00 | 178 | 1 | 6 |
| | 910 | 5,591.00 | 262 | 1 | 4 |
| | | | | | |

CARBON STEEL BALL VALVES

ONE-PIECE BODY


| ASTM A216 Gr. WCB • REDUCED PORT • 316 SS TRIM SS LEVER HANDLE • 600 WOG | | | | | |
|--|-----------|----------------------------|----------|-----------|-----|
| CODE NUMBER | SIZE CODE | LIST PRICE | WT. LBS. | PACKAGING | |
| | | | | BOX | CTN |
|  50 IPS | 014 | C A L L | 0.18 | 20 | 120 |
| | 038 | | 0.22 | 20 | 120 |
| | 012 | | 0.43 | 20 | 120 |
| | 034 | | 0.64 | 16 | 96 |
| | 100 | | 1.00 | 9 | 54 |
| | 114 | | 1.63 | 8 | 32 |
| | 112 | | 1.96 | 6 | 24 |
| | 200 | | 3.25 | 4 | 16 |

REDUCED PORT • FIRE TESTED API 607 • NACE


| ASTM A216 Gr. WCB • MOUNTING PAD* L. OVAL HANDLE (1/4"-1") / L. LEVER HANDLE (1 1/4"-2") | | | | | |
|--|-----------|----------------------------|----------|-----------|-----|
| CODE NUMBER | SIZE CODE | LIST PRICE | WT. LBS. | PACKAGING | |
| | | | | BOX | CTN |
|  IPS 119-LOH (1/4"-1") 2000 WOG 119 (1 1/4"-2") 1500 WOG | 014 | C A L L | 0.35 | 8 | 24 |
| | 038 | | 0.37 | 8 | 24 |
| | 012 | | 0.62 | 8 | 24 |
| | 034 | | 0.86 | 8 | 24 |
| | 100 | | 1.21 | 8 | 24 |
| | 114 | | 1.92 | 30 | - |
| | 112 | | 2.84 | 18 | - |
| | 200 | | 4.26 | 10 | - |

*NOTE: Exception - 1/4" & 3/8"


TWO-PIECE BODY

| ASTM A216 Gr. WCB • REGULAR PORT • 316 SS TRIM LOCKING LEVER HANDLE | | | | | |
|--|-----------|----------------------------|----------|-----------|-----|
| CODE NUMBER | SIZE CODE | LIST PRICE | WT. LBS. | PACKAGING | |
| | | | | BOX | CTN |
|  IPS 49M (1/4"-1") 2000 WOG 49M (1 1/4"-2") 1500 WOG | 014 | C A L L | 0.61 | 10 | 80 |
| | 038 | | 0.58 | 10 | 80 |
| | 012 | | 0.67 | 10 | 60 |
| | 034 | | 1.25 | 8 | 48 |
| | 100 | | 1.69 | 8 | 32 |
| | 114 | | 2.56 | 4 | 16 |
| | 112 | | 3.75 | 2 | 12 |
| | 200 | | 6.67 | 2 | 6 |


REGULAR PORT • NACE

| ASTM A216 Gr. WCB • MOUNTING PAD* • 316 SS TRIM L. OVAL HANDLE (1/4"-1") / L. LEVER HANDLE (1 1/4"-2") | | | | | |
|--|-----------|----------------------------|----------|-----------|-----|
| CODE NUMBER | SIZE CODE | LIST PRICE | WT. LBS. | PACKAGING | |
| | | | | BOX | CTN |
|  IPS 217-LOH (1/4"-1") 2000 WOG 217 (1 1/4"-2") 1500 WOG | 014 | C A L L | 0.71 | 8 | 24 |
| | 038 | | 0.71 | 8 | 24 |
| | 012 | | 0.89 | 6 | 18 |
| | 034 | | 1.22 | 6 | 18 |
| | 100 | | 2.08 | 4 | 12 |
| | 114 | | 2.20 | 30 | - |
| | 112 | | 3.63 | 16 | - |
| | 200 | | 5.67 | 12 | - |


REGULAR PORT • FIRE TESTED API 607 • NACE

| ASTM A216 Gr. WCB • MOUNTING PAD • 316 SS TRIM L. OVAL HANDLE (1/4"-1") / L. LEVER HANDLE (1 1/4"-2") | | | | | |
|--|-----------|----------------------------|----------|-----------|-----|
| CODE NUMBER | SIZE CODE | LIST PRICE | WT. LBS. | PACKAGING | |
| | | | | BOX | CTN |
|  IPS 219-LOH (1/4"-1") 2000 WOG 219 (1 1/4"-2") 1500 WOG | 014 | C A L L | 0.71 | 8 | 24 |
| | 038 | | 0.71 | 8 | 24 |
| | 012 | | 0.89 | 6 | 18 |
| | 034 | | 1.22 | 6 | 18 |
| | 100 | | 2.08 | 4 | 12 |
| | 114 | | 2.20 | 30 | - |
| | 112 | | 3.63 | 16 | - |
| | 200 | | 5.67 | 12 | - |

REGULAR PORT • SEAL WELD • NACE

| ASTM A216 Gr. WCB • MOUNTING PAD • 316 SS TRIM L. OVAL HANDLE (1/4"-1") / L. LEVER HANDLE (1 1/4"-2") | | | | | |
|--|-----------|----------------------------|----------|-----------|-----|
| CODE NUMBER | SIZE CODE | LIST PRICE | WT. LBS. | PACKAGING | |
| | | | | BOX | CTN |
|  IPS 237-LOH (1/4"-1") 2000 WOG 237 (1 1/4"-2") 1500 WOG | 014 | C A L L | 0.71 | 8 | 24 |
| | 038 | | 0.71 | 8 | 24 |
| | 012 | | 0.89 | 6 | 18 |
| | 034 | | 1.22 | 6 | 18 |
| | 100 | | 2.08 | 4 | 12 |
| | 114 | | 2.20 | 30 | - |
| | 112 | | 3.63 | 16 | - |
| | 200 | | 5.67 | 12 | - |

REGULAR PORT • SEAL WELD • FIRE TESTED API 607 • NACE


| ASTM A216 Gr. WCB • MOUNTING PAD • 316 SS TRIM L. OVAL HANDLE (1/4"-1") / L. LEVER HANDLE (1 1/4"-2") | | | | | |
|--|-----------|----------------------------|----------|-----------|-----|
| CODE NUMBER | SIZE CODE | LIST PRICE | WT. LBS. | PACKAGING | |
| | | | | BOX | CTN |
|  IPS 239-LOH (1/4"-1") 2000 WOG 239 (1 1/4"-2") 1500 WOG | 014 | C A L L | 0.71 | 8 | 24 |
| | 038 | | 0.71 | 8 | 24 |
| | 012 | | 0.89 | 6 | 18 |
| | 034 | | 1.22 | 6 | 18 |
| | 100 | | 2.08 | 4 | 12 |
| | 114 | | 2.20 | 30 | - |
| | 112 | | 3.63 | 16 | - |
| | 200 | | 5.67 | 12 | - |

CARBON STEEL BALL VALVES

THREE-PIECE BODY*


THREADED

REGULAR PORT • NACE

| ASTM A216 Gr. WCB • MOUNTING PAD • 316 SS TRIM L. OVAL HANDLE (1/4"-1") /L. LEVER HANDLE (1 1/4"-2") | | | | | | |
|---|-----------|----------------------------|----------|-------------------------------|-----|---|
| CODE NUMBER | SIZE CODE | LIST PRICE | WT. LBS. | PACKAGING | | |
| | | | | BOX | CTN | |
|  317-LOH (1/4"~1") 1500 WOG 317 (1 1/4"~2") 1000 WOG | 014 | C A L L | | SEE FULL PORT FOR THESE SIZES | | |
| | 038 | | | | | |
| | 012 | | | 2.00 | 10 | - |
| | 034 | | | 3.00 | 10 | - |
| | 100 | | | 5.00 | 6 | - |
| | 114 | | | 8.00 | 4 | - |
| | 112 | | | 9.00 | 4 | - |
| | 200 | | | 14.00 | 2 | - |
| | 212 | | | 29.00 | 2 | - |


THREADED

REGULAR PORT • FIRE TESTED API 607 • NACE

| ASTM A216 Gr. WCB • MOUNTING PAD • 316 SS TRIM L. OVAL HANDLE (1/4"-1") /L. LEVER HANDLE (1 1/4"-2") | | | | | | |
|--|-----------|----------------------------|----------|-------------------------------|-----|---|
| CODE NUMBER | SIZE CODE | LIST PRICE | WT. LBS. | PACKAGING | | |
| | | | | BOX | CTN | |
|  319-LOH (1/4"~1") 1500 WOG 319 (1 1/4"~2") 1000 WOG | 014 | C A L L | | SEE FULL PORT FOR THESE SIZES | | |
| | 038 | | | | | |
| | 012 | | | 2.00 | 10 | - |
| | 034 | | | 3.00 | 10 | - |
| | 100 | | | 5.00 | 6 | - |
| | 114 | | | 8.00 | 4 | - |
| | 112 | | | 9.00 | 4 | - |
| | 200 | | | 14.00 | 2 | - |
| | 212 | | | 29.00 | 2 | - |


SOCKETWELD

REGULAR PORT • NACE

| ASTM A216 Gr. WCB • MOUNTING PAD • 316 SS TRIM L. OVAL HANDLE (1/4"-1") /L. LEVER HANDLE (1 1/4"-2") | | | | | | |
|---|-----------|----------------------------|----------|-------------------------------|-----|---|
| CODE NUMBER | SIZE CODE | LIST PRICE | WT. LBS. | PACKAGING | | |
| | | | | BOX | CTN | |
|  317S-LOH (1/4"~1") 1500 WOG 317S (1 1/4"~2") 1000 WOG | 014 | C A L L | | SEE FULL PORT FOR THESE SIZES | | |
| | 038 | | | | | |
| | 012 | | | 2.00 | 10 | - |
| | 034 | | | 3.00 | 10 | - |
| | 100 | | | 5.00 | 6 | - |
| | 114 | | | 8.00 | 4 | - |
| | 112 | | | 9.00 | 4 | - |
| | 200 | | | 14.00 | 2 | - |
| | 212 | | | 29.00 | 2 | - |


SOCKETWELD

REGULAR PORT • FIRE TESTED API 607 • NACE

| ASTM A216 Gr. WCB • MOUNTING PAD • 316 SS TRIM L. OVAL HANDLE (1/4"-1") /L. LEVER HANDLE (1 1/4"-2") | | | | | | |
|--|-----------|----------------------------|----------|-------------------------------|-----|---|
| CODE NUMBER | SIZE CODE | LIST PRICE | WT. LBS. | PACKAGING | | |
| | | | | BOX | CTN | |
|  319S-LOH (1/4"~1") 1500 WOG 319S (1 1/4"~2") 1000 WOG | 014 | C A L L | | SEE FULL PORT FOR THESE SIZES | | |
| | 038 | | | | | |
| | 012 | | | 2.00 | 10 | - |
| | 034 | | | 3.00 | 10 | - |
| | 100 | | | 5.00 | 6 | - |
| | 114 | | | 8.00 | 4 | - |
| | 112 | | | 9.00 | 4 | - |
| | 200 | | | 14.00 | 2 | - |
| | 212 | | | 29.00 | 2 | - |


BUTTWELD

REGULAR PORT • NACE

| ASTM A216 Gr. WCB • MOUNTING PAD • 316 SS TRIM L. OVAL HANDLE (1/4"-1") /L. LEVER HANDLE (1 1/4"-2") | | | | | | |
|---|-----------|----------------------------|----------|-------------------------------|-----|---|
| CODE NUMBER | SIZE CODE | LIST PRICE | WT. LBS. | PACKAGING | | |
| | | | | BOX | CTN | |
|  317B-LOH (1/4"~1") 1500 WOG 317B (1 1/4"~2") 1000 WOG | 014 | C A L L | | SEE FULL PORT FOR THESE SIZES | | |
| | 038 | | | | | |
| | 012 | | | 2.00 | 10 | - |
| | 034 | | | 3.00 | 10 | - |
| | 100 | | | 5.00 | 6 | - |
| | 114 | | | 8.00 | 4 | - |
| | 112 | | | 9.00 | 4 | - |
| | 200 | | | 14.00 | 2 | - |
| | 212 | | | 28.00 | 2 | - |

BUTTWELD

REGULAR PORT • FIRE TESTED API 607 • NACE

| ASTM A216 Gr. WCB • MOUNTING PAD • 316 SS TRIM L. OVAL HANDLE (1/4"-1") /L. LEVER HANDLE (1 1/4"-2") | | | | | | |
|--|-----------|----------------------------|----------|-------------------------------|-----|---|
| CODE NUMBER | SIZE CODE | LIST PRICE | WT. LBS. | PACKAGING | | |
| | | | | BOX | CTN | |
|  319B-LOH (1/4"~1") 1500 WOG 319B (1 1/4"~2") 1000 WOG | 014 | C A L L | | SEE FULL PORT FOR THESE SIZES | | |
| | 038 | | | | | |
| | 012 | | | 2.00 | 10 | - |
| | 034 | | | 3.00 | 10 | - |
| | 100 | | | 5.00 | 6 | - |
| | 114 | | | 8.00 | 4 | - |
| | 112 | | | 9.00 | 4 | - |
| | 200 | | | 14.00 | 2 | - |
| | 212 | | | 28.00 | 2 | - |


*Spare set of body gaskets is provided on Socket Weld and Butt Weld End 3-piece valves as standard.

CARBON STEEL BALL VALVES

THREE-PIECE BODY*


THREADED

FULL PORT • NACE

| ASTM A216 Gr. WCB • MOUNTING PAD • 316 SS TRIM L. OVAL HANDLE (1/4"-1") /L. LEVER HANDLE (1 1/4"-2") | | | | | |
|---|-----------|----------------------------|----------|-----------|-----|
| CODE NUMBER | SIZE CODE | LIST PRICE | WT. LBS. | PACKAGING | |
| | | | | BOX | CTN |
|  317F-LOH (1/4"~1") 1500 WOG 317F (1 1/4"~2") 1000 WOG | 014 | C A L L | 2.00 | 10 | - |
| | 038 | | 2.00 | 10 | - |
| | 012 | | 3.00 | 10 | - |
| | 034 | | 5.00 | 6 | - |
| | 100 | | 8.25 | 4 | - |
| | 114 | | 9.00 | 4 | - |
| | 112 | | 15.00 | 2 | - |
| | 200 | | 29.00 | 2 | - |


THREADED

FULL PORT • FIRE TESTED API 607 • NACE

| ASTM A216 Gr. WCB • MOUNTING PAD • 316 SS TRIM L. OVAL HANDLE (1/4"-1") /L. LEVER HANDLE (1 1/4"-2") | | | | | |
|---|-----------|----------------------------|----------|-----------|-----|
| CODE NUMBER | SIZE CODE | LIST PRICE | WT. LBS. | PACKAGING | |
| | | | | BOX | CTN |
|  319F-LOH (1/4"~1") 1500 WOG 319F (1 1/4"~2") 1000 WOG | 014 | C A L L | 2.00 | 10 | - |
| | 038 | | 2.00 | 10 | - |
| | 012 | | 3.00 | 10 | - |
| | 034 | | 5.00 | 6 | - |
| | 100 | | 8.25 | 4 | - |
| | 114 | | 9.00 | 4 | - |
| | 112 | | 15.00 | 2 | - |
| | 200 | | 29.00 | 2 | - |


SOCKETWELD

FULL PORT • NACE

| ASTM A216 Gr. WCB • MOUNTING PAD • 316 SS TRIM L. OVAL HANDLE (1/4"-1") /L. LEVER HANDLE (1 1/4"-2") | | | | | |
|---|-----------|----------------------------|----------|-----------|-----|
| CODE NUMBER | SIZE CODE | LIST PRICE | WT. LBS. | PACKAGING | |
| | | | | BOX | CTN |
|  317FS-LOH (1/4"~1") 1500 WOG 317FS (1 1/4"~2") 1000 WOG | 014 | C A L L | 2.00 | 10 | - |
| | 038 | | 2.00 | 10 | - |
| | 012 | | 3.00 | 10 | - |
| | 034 | | 5.00 | 6 | - |
| | 100 | | 8.33 | 3 | - |
| | 114 | | 9.00 | 4 | - |
| | 112 | | 15.00 | 2 | - |
| | 200 | | 29.00 | 2 | - |


SOCKETWELD

FULL PORT • FIRE TESTED API 607 • NACE

| ASTM A216 Gr. WCB • MOUNTING PAD • 316 SS TRIM L. OVAL HANDLE (1/4"-1") /L. LEVER HANDLE (1 1/4"-2") | | | | | |
|---|-----------|----------------------------|----------|-----------|-----|
| CODE NUMBER | SIZE CODE | LIST PRICE | WT. LBS. | PACKAGING | |
| | | | | BOX | CTN |
|  319FS-LOH (1/4"~1") 1500 WOG 319FS (1 1/4"~2") 1000 WOG | 014 | C A L L | 2.00 | 10 | - |
| | 038 | | 2.00 | 10 | - |
| | 012 | | 3.00 | 10 | - |
| | 034 | | 5.00 | 6 | - |
| | 100 | | 8.33 | 3 | - |
| | 114 | | 9.00 | 4 | - |
| | 112 | | 15.00 | 2 | - |
| | 200 | | 29.00 | 2 | - |


BUTTWELD

FULL PORT • NACE

| ASTM A216 Gr. WCB • MOUNTING PAD • 316 SS TRIM L. OVAL HANDLE (1/4"-1") /L. LEVER HANDLE (1 1/4"-2") | | | | | |
|---|-----------|----------------------------|----------|-----------|-----|
| CODE NUMBER | SIZE CODE | LIST PRICE | WT. LBS. | PACKAGING | |
| | | | | BOX | CTN |
|  317FB-LOH (1/4"~1") 1500 WOG 317FB (1 1/4"~2") 1000 WOG | 014 | C A L L | 2.00 | 10 | - |
| | 038 | | 2.00 | 10 | - |
| | 012 | | 3.00 | 10 | - |
| | 034 | | 5.00 | 6 | - |
| | 100 | | 8.00 | 3 | - |
| | 114 | | 9.00 | 4 | - |
| | 112 | | 14.00 | 2 | - |
| | 200 | | 28.00 | 2 | - |

BUTTWELD


FULL PORT • FIRE TESTED API 607 • NACE

| ASTM A216 Gr. WCB • MOUNTING PAD • 316 SS TRIM L. OVAL HANDLE (1/4"-1") /L. LEVER HANDLE (1 1/4"-2") | | | | | |
|---|-----------|----------------------------|----------|-----------|-----|
| CODE NUMBER | SIZE CODE | LIST PRICE | WT. LBS. | PACKAGING | |
| | | | | BOX | CTN |
|  319FB-LOH (1/4"~1") 1500 WOG 319FB (1 1/4"~2") 1000 WOG | 014 | C A L L | 2.00 | 10 | - |
| | 038 | | 2.00 | 10 | - |
| | 012 | | 3.00 | 10 | - |
| | 034 | | 5.00 | 6 | - |
| | 100 | | 8.00 | 3 | - |
| | 114 | | 9.00 | 4 | - |
| | 112 | | 14.00 | 2 | - |
| | 200 | | 28.00 | 2 | - |


*Spare set of body gaskets is provided on Socket Weld and Butt Weld End 3-piece valves as standard.

STAINLESS STEEL BALL VALVES

ONE-PIECE BODY


| ASTM A351 Gr. CF8M • REDUCED PORT • 316 SS TRIM SS LEVER HANDLE • 600 WOG | | | | | |
|--|-----------|----------------------------|----------|-----------|-----|
| CODE NUMBER | SIZE CODE | LIST PRICE | WT. LBS. | PACKAGING | |
| | | | | BOX | CTN |
|  52 IPS | 014 | C A L L | 0.18 | 20 | 120 |
| | 038 | | 0.27 | 20 | 120 |
| | 012 | | 0.43 | 20 | 120 |
| | 034 | | 0.64 | 16 | 96 |
| | 100 | | 1.00 | 9 | 54 |
| | 114 | | 1.63 | 8 | 32 |
| | 112 | | 1.96 | 6 | 24 |
| | 200 | | 3.25 | 4 | 16 |


FIRE TESTED API 607 • NACE

| ASTM A351 Gr. CF8M • REDUCED PORT • MOUNTING PAD* L. OVAL HANDLE (1/4"-1") / L. LEVER HANDLE (1 1/4"-2") | | | | | | |
|---|-------------------------------|----------------------------|----------|-----------|-----|----|
| CODE NUMBER | SIZE CODE | LIST PRICE | WT. LBS. | PACKAGING | | |
| | | | | BOX | CTN | |
|  IPS | 014 | C A L L | 0.35 | 8 | 24 | |
| | 038 | | 0.37 | 8 | 24 | |
| | 012 | | 0.62 | 8 | 24 | |
| | 034 | | 0.86 | 8 | 24 | |
| | 129-LOH (1/4"~1") 2000 WOG | | 100 | 1.21 | 8 | 24 |
| | 114 | | 1.92 | 30 | - | |
| | 129 (1 1/4"~2") 1500 WOG | | 112 | 2.84 | 18 | - |
| | 200 | | 4.26 | 10 | - | |


*NOTE: Exception - 1/4" & 3/8"

TWO-PIECE BODY


| ASTM A351 Gr. CF8M • REGULAR PORT • MOUNTING PAD LOCKING LEVER HANDLE | | | | | | |
|--|----------------------------|----------------------------|----------|-----------|-----|----|
| CODE NUMBER | SIZE CODE | LIST PRICE | WT. LBS. | PACKAGING | | |
| | | | | BOX | CTN | |
|  IPS | 014 | C A L L | 0.61 | 10 | 80 | |
| | 038 | | 0.58 | 10 | 80 | |
| | 012 | | 0.67 | 10 | 60 | |
| | 034 | | 1.25 | 8 | 48 | |
| | 39 (1/4"~1") 2000 WOG | | 100 | 1.69 | 8 | 32 |
| | 114 | | 2.56 | 4 | 16 | |
| | 39 (1 1/4"~2") 1500 WOG | | 112 | 3.75 | 2 | 12 |
| | 200 | | 6.67 | 2 | 6 | |

| ASTM A351 Gr. CF8M • FULL PORT • 316 SS TRIM SS LEVER HANDLE • 800 WOG | | | | | |
|--|-----------|----------------------------|----------|-----------|-----|
| CODE NUMBER | SIZE CODE | LIST PRICE | WT. LBS. | PACKAGING | |
| | | | | BOX | CTN |
|  53F IPS | 014 | C A L L | - | - | - |
| | 038 | | - | - | - |
| | 012 | | 0.88 | 8 | - |
| | 034 | | 1.38 | 8 | - |
| | 100 | | 2.00 | 6 | - |
| | 114 | | 2.67 | 6 | - |
| | 112 | | 4.50 | 2 | - |
| | 200 | | 7.50 | 2 | - |


REDUCED PORT • NACE

| ASTM A351 Gr. CF8M • MOUNTING PAD L. OVAL HANDLE (1/4"-1") / L. LEVER HANDLE (1 1/4"-2") | | | | | | |
|---|-------------------------------|----------------------------|----------|-----------|-----|----|
| CODE NUMBER | SIZE CODE | LIST PRICE | WT. LBS. | PACKAGING | | |
| | | | | BOX | CTN | |
|  IPS | 014 | C A L L | 0.71 | 8 | 24 | |
| | 038 | | 0.71 | 8 | 24 | |
| | 012 | | 0.89 | 6 | 18 | |
| | 034 | | 1.22 | 6 | 18 | |
| | 227-LOH (1/4"~1") 2000 WOG | | 100 | 2.08 | 4 | 12 |
| | 114 | | 2.20 | 30 | - | |
| | 227 (1 1/4"~2") 1500 WOG | | 112 | 3.63 | 16 | - |
| | 200 | | 5.67 | 12 | - | |


REGULAR PORT • FIRE TESTED API 607 • NACE

| ASTM A351 Gr. CF8M • MOUNTING PAD L. OVAL HANDLE (1/4"-1") / L. LEVER HANDLE (1 1/4"-2") | | | | | | |
|---|-------------------------------|----------------------------|----------|-----------|-----|----|
| CODE NUMBER | SIZE CODE | LIST PRICE | WT. LBS. | PACKAGING | | |
| | | | | BOX | CTN | |
|  IPS | 014 | C A L L | 0.71 | 8 | 24 | |
| | 038 | | 0.71 | 8 | 24 | |
| | 012 | | 0.89 | 6 | 18 | |
| | 034 | | 1.22 | 6 | 18 | |
| | 229-LOH (1/4"~1") 2000 WOG | | 100 | 2.08 | 4 | 12 |
| | 114 | | 2.20 | 30 | - | |
| | 229 (1 1/4"~2") 1500 WOG | | 112 | 3.63 | 16 | - |
| | 200 | | 5.67 | 12 | - | |

REGULAR PORT • SEAL WELD • NACE

| ASTM A351 Gr. CF8M • MOUNTING PAD L. OVAL HANDLE (1/4"-1") / L. LEVER HANDLE (1 1/4"-2") | | | | | | |
|---|-------------------------------|----------------------------|----------|-----------|-----|----|
| CODE NUMBER | SIZE CODE | LIST PRICE | WT. LBS. | PACKAGING | | |
| | | | | BOX | CTN | |
|  IPS | 014 | C A L L | 0.71 | 8 | 24 | |
| | 038 | | 0.71 | 8 | 24 | |
| | 012 | | 0.89 | 6 | 18 | |
| | 034 | | 1.22 | 6 | 18 | |
| | 247-LOH (1/4"~1") 2000 WOG | | 100 | 2.08 | 4 | 12 |
| | 114 | | 2.20 | 30 | - | |
| | 247 (1 1/4"~2") 1500 WOG | | 112 | 3.63 | 16 | - |
| | 200 | | 5.67 | 12 | - | |

REGULAR PORT • SEAL WELD • FIRE TESTED API 607 • NACE


| ASTM A351 Gr. CF8M • MOUNTING PAD L. OVAL HANDLE (1/4"-1") / L. LEVER HANDLE (1 1/4"-2") | | | | | | |
|---|-------------------------------|----------------------------|----------|-----------|-----|----|
| CODE NUMBER | SIZE CODE | LIST PRICE | WT. LBS. | PACKAGING | | |
| | | | | BOX | CTN | |
|  IPS | 014 | C A L L | 0.71 | 8 | 24 | |
| | 038 | | 0.71 | 8 | 24 | |
| | 012 | | 0.89 | 6 | 18 | |
| | 034 | | 1.22 | 6 | 18 | |
| | 249-LOH (1/4"~1") 2000 WOG | | 100 | 2.08 | 4 | 12 |
| | 114 | | 2.20 | 30 | - | |
| | 249 (1 1/4"~2") 1500 WOG | | 112 | 3.63 | 16 | - |
| | 200 | | 5.67 | 12 | - | |

STAINLESS STEEL BALL VALVES

THREE-PIECE BODY*


THREADED

REGULAR PORT • NACE

| ASTM A351 Gr. CF8M • MOUNTING PAD L. OVAL HANDLE (1/4"-1") / L. LEVER HANDLE (1 1/4"-2") | | | | | |
|---|-----------|-------------------------------|----------|-----------|-----|
| CODE NUMBER | SIZE CODE | LIST PRICE | WT. LBS. | PACKAGING | |
| | | | | BOX | CTN |
|  327-LOH (1/4"~1") 1500 WOG 327 (1 1/4"~2") 1000 WOG | 014 | SEE FULL PORT FOR THESE SIZES | | | |
| | 038 | SEE FULL PORT FOR THESE SIZES | | | |
| | 012 | C A L L | 2.00 | 10 | - |
| | 034 | | 3.00 | 10 | - |
| | 100 | | 5.00 | 6 | - |
| | 114 | | 8.00 | 4 | - |
| | 112 | | 9.00 | 4 | - |
| | 200 | | 14.00 | 2 | - |
| | 212 | | 29.00 | 2 | - |


THREADED

REGULAR PORT • FIRE TESTED API 607 • NACE

| ASTM A351 Gr. CF8M • MOUNTING PAD L. OVAL HANDLE (1/4"-1") / L. LEVER HANDLE (1 1/4"-2") | | | | | |
|---|-----------|-------------------------------|----------|-----------|-----|
| CODE NUMBER | SIZE CODE | LIST PRICE | WT. LBS. | PACKAGING | |
| | | | | BOX | CTN |
|  329-LOH (1/4"~1") 1500 WOG 329 (1 1/4"~2") 1000 WOG | 014 | SEE FULL PORT FOR THESE SIZES | | | |
| | 038 | SEE FULL PORT FOR THESE SIZES | | | |
| | 012 | C A L L | 2.00 | 10 | - |
| | 034 | | 3.00 | 10 | - |
| | 100 | | 5.00 | 6 | - |
| | 114 | | 8.00 | 4 | - |
| | 112 | | 9.00 | 4 | - |
| | 200 | | 14.00 | 2 | - |
| | 212 | | 29.00 | 2 | - |


SOCKETWELD

REGULAR PORT • NACE

| ASTM A351 Gr. CF8M • MOUNTING PAD L. OVAL HANDLE (1/4"-1") / L. LEVER HANDLE (1 1/4"-2") | | | | | |
|---|-----------|-------------------------------|----------|-----------|-----|
| CODE NUMBER | SIZE CODE | LIST PRICE | WT. LBS. | PACKAGING | |
| | | | | BOX | CTN |
|  327S-LOH (1/4"~1") 1500 WOG 327S (1 1/4"~2") 1000 WOG | 014 | SEE FULL PORT FOR THESE SIZES | | | |
| | 038 | SEE FULL PORT FOR THESE SIZES | | | |
| | 012 | C A L L | 2.00 | 10 | - |
| | 034 | | 3.00 | 10 | - |
| | 100 | | 5.00 | 6 | - |
| | 114 | | 8.00 | 4 | - |
| | 112 | | 9.00 | 4 | - |
| | 200 | | 14.00 | 2 | - |
| | 212 | | 29.00 | 2 | - |


SOCKETWELD

REGULAR PORT • FIRE TESTED API 607 • NACE

| ASTM A351 Gr. CF8M • MOUNTING PAD L. OVAL HANDLE (1/4"-1") / L. LEVER HANDLE (1 1/4"-2") | | | | | |
|---|-----------|-------------------------------|----------|-----------|-----|
| CODE NUMBER | SIZE CODE | LIST PRICE | WT. LBS. | PACKAGING | |
| | | | | BOX | CTN |
|  329S-LOH (1/4"~1") 1500 WOG 329S (1 1/4"~2") 1000 WOG | 014 | SEE FULL PORT FOR THESE SIZES | | | |
| | 038 | SEE FULL PORT FOR THESE SIZES | | | |
| | 012 | C A L L | 2.00 | 10 | - |
| | 034 | | 3.00 | 10 | - |
| | 100 | | 5.00 | 6 | - |
| | 114 | | 8.00 | 4 | - |
| | 112 | | 9.00 | 4 | - |
| | 200 | | 14.00 | 2 | - |
| | 212 | | 29.00 | 2 | - |


BUTTWELD

REGULAR PORT • NACE

| ASTM A351 Gr. CF8M • MOUNTING PAD L. OVAL HANDLE (1/4"-1") / L. LEVER HANDLE (1 1/4"-2") | | | | | |
|---|-----------|-------------------------------|----------|-----------|-----|
| CODE NUMBER | SIZE CODE | LIST PRICE | WT. LBS. | PACKAGING | |
| | | | | BOX | CTN |
|  327B-LOH (1/4"~1") 1500 WOG 327B (1 1/4"~2") 1000 WOG | 014 | SEE FULL PORT FOR THESE SIZES | | | |
| | 038 | SEE FULL PORT FOR THESE SIZES | | | |
| | 012 | C A L L | 2.00 | 10 | - |
| | 034 | | 3.00 | 10 | - |
| | 100 | | 5.00 | 6 | - |
| | 114 | | 7.50 | 6 | - |
| | 112 | | 9.00 | 4 | - |
| | 200 | | 14.00 | 2 | - |
| | 212 | | 28.00 | 2 | - |

BUTTWELD

REGULAR PORT • FIRE TESTED API 607 • NACE

| ASTM A351 Gr. CF8M • MOUNTING PAD L. OVAL HANDLE (1/4"-1") / L. LEVER HANDLE (1 1/4"-2") | | | | | |
|---|-----------|-------------------------------|----------|-----------|-----|
| CODE NUMBER | SIZE CODE | LIST PRICE | WT. LBS. | PACKAGING | |
| | | | | BOX | CTN |
|  329B-LOH (1/4"~1") 1500 WOG 329B (1 1/4"~2") 1000 WOG | 014 | SEE FULL PORT FOR THESE SIZES | | | |
| | 038 | SEE FULL PORT FOR THESE SIZES | | | |
| | 012 | C A L L | 2.00 | 10 | - |
| | 034 | | 3.00 | 10 | - |
| | 100 | | 5.00 | 6 | - |
| | 114 | | 7.50 | 6 | - |
| | 112 | | 9.00 | 4 | - |
| | 200 | | 14.00 | 2 | - |
| | 212 | | 28.00 | 2 | - |


*Spare set of body gaskets is provided on Socket Weld and Butt Weld End 3-piece valves as standard.

STAINLESS STEEL BALL VALVES

THREE-PIECE BODY*


THREADED

FULL PORT • NACE

| ASTM A351 Gr. CF8M • MOUNTING PAD L. OVAL HANDLE (1/4"-1") / L. LEVER HANDLE (1 1/4"-2") | | | | | |
|---|-----------|----------------------------|----------|-----------|-----|
| CODE NUMBER | SIZE CODE | LIST PRICE | WT. LBS. | PACKAGING | |
| | | | | BOX | CTN |
|  327F-LOH (1/4"-1") 1500 WOG 327F (1 1/4"-2") 1000 WOG | 014 | C A L L | 2.00 | 10 | - |
| | 038 | | 2.00 | 10 | - |
| | 012 | | 3.00 | 10 | - |
| | 034 | | 5.00 | 6 | - |
| | 100 | | 8.25 | 4 | - |
| | 114 | | 9.00 | 4 | - |
| | 112 | | 15.00 | 2 | - |
| | 200 | | 28.00 | 2 | - |


THREADED

FULL PORT • FIRE TESTED API 607 • NACE

| ASTM A351 Gr. CF8M • MOUNTING PAD L. OVAL HANDLE (1/4"-1") / L. LEVER HANDLE (1 1/4"-2") | | | | | |
|--|-----------|----------------------------|----------|-----------|-----|
| CODE NUMBER | SIZE CODE | LIST PRICE | WT. LBS. | PACKAGING | |
| | | | | BOX | CTN |
|  329F-LOH (1/4"-1") 1500 WOG 329F (1 1/4"-2") 1000 WOG | 014 | C A L L | 2.00 | 10 | - |
| | 038 | | 2.00 | 10 | - |
| | 012 | | 3.00 | 10 | - |
| | 034 | | 5.00 | 6 | - |
| | 100 | | 8.25 | 4 | - |
| | 114 | | 9.00 | 4 | - |
| | 112 | | 15.00 | 2 | - |
| | 200 | | 28.00 | 2 | - |


SOCKETWELD

FULL PORT • NACE

| ASTM A351 Gr. CF8M • MOUNTING PAD L. OVAL HANDLE (1/4"-1") / L. LEVER HANDLE (1 1/4"-2") | | | | | |
|---|-----------|----------------------------|----------|-----------|-----|
| CODE NUMBER | SIZE CODE | LIST PRICE | WT. LBS. | PACKAGING | |
| | | | | BOX | CTN |
|  327FS-LOH (1/4"-1") 1500 WOG 327FS (1 1/4"-2") 1000 WOG | 014 | C A L L | 2.00 | 10 | - |
| | 038 | | 2.00 | 10 | - |
| | 012 | | 3.00 | 10 | - |
| | 034 | | 5.00 | 6 | - |
| | 100 | | 8.25 | 3 | - |
| | 114 | | 9.75 | 4 | - |
| | 112 | | 15.00 | 2 | - |
| | 200 | | 29.00 | 2 | - |


SOCKETWELD

FULL PORT • FIRE TESTED API 607 • NACE

| ASTM A351 Gr. CF8M • MOUNTING PAD L. OVAL HANDLE (1/4"-1") / L. LEVER HANDLE (1 1/4"-2") | | | | | |
|--|-----------|----------------------------|----------|-----------|-----|
| CODE NUMBER | SIZE CODE | LIST PRICE | WT. LBS. | PACKAGING | |
| | | | | BOX | CTN |
|  329FS-LOH (1/4"-1") 1500 WOG 329FS (1 1/4"-2") 1000 WOG | 014 | C A L L | 2.00 | 10 | - |
| | 038 | | 2.00 | 10 | - |
| | 012 | | 3.00 | 10 | - |
| | 034 | | 5.00 | 6 | - |
| | 100 | | 8.25 | 3 | - |
| | 114 | | 9.75 | 4 | - |
| | 112 | | 15.00 | 2 | - |
| | 200 | | 29.00 | 2 | - |


BUTTWELD

FULL PORT • NACE

| ASTM A351 Gr. CF8M • MOUNTING PAD L. OVAL HANDLE (1/4"-1") / L. LEVER HANDLE (1 1/4"-2") | | | | | |
|---|-----------|----------------------------|----------|-----------|-----|
| CODE NUMBER | SIZE CODE | LIST PRICE | WT. LBS. | PACKAGING | |
| | | | | BOX | CTN |
|  327FB-LOH (1/4"-1") 1500 WOG 327FB (1 1/4"-2") 1000 WOG | 014 | C A L L | 2.00 | 10 | - |
| | 038 | | 2.00 | 10 | - |
| | 012 | | 2.00 | 10 | - |
| | 034 | | 3.00 | 10 | - |
| | 100 | | 8.00 | 3 | - |
| | 114 | | 9.00 | 4 | - |
| | 112 | | 14.00 | 2 | - |
| | 200 | | 28.00 | 2 | - |

BUTTWELD

FULL PORT • FIRE TESTED API 607 • NACE

| ASTM A351 Gr. CF8M • MOUNTING PAD L. OVAL HANDLE (1/4"-1") / L. LEVER HANDLE (1 1/4"-2") | | | | | |
|--|-----------|----------------------------|----------|-----------|-----|
| CODE NUMBER | SIZE CODE | LIST PRICE | WT. LBS. | PACKAGING | |
| | | | | BOX | CTN |
|  329FB-LOH (1/4"-1") 1500 WOG 329FB (1 1/4"-2") 1000 WOG | 014 | C A L L | 2.00 | 10 | - |
| | 038 | | 2.00 | 10 | - |
| | 012 | | 2.00 | 10 | - |
| | 034 | | 3.00 | 10 | - |
| | 100 | | 8.00 | 3 | - |
| | 114 | | 9.00 | 4 | - |
| | 112 | | 14.00 | 2 | - |
| | 200 | | 28.00 | 2 | - |

*Spare set of body gaskets is provided on Socket Weld and Butt Weld End 3-piece valves as standard.

OPTIONS & ACCESSORIES FOR BALL VALVES

58 & 59 Series

| OPTION | CODE NO. | SIZES | SPECIFY | LIST PRICE | LIST PRICE INSTALLED |
|---|----------|-------------|------------|------------|----------------------|
| Extension Stem | 58/59 | 1/4" - 3/4" | EL-600 | \$ 12.20 | \$ 14.80 |
| | | 1" - 1 1/4" | EL-601 | 15.10 | 17.70 |
| | | 1 1/2" - 2" | EL-602 | 18.75 | 21.35 |
| | | 2 1/2" | EL-603 | 45.20 | 47.80 |
| | | 3" - 4" | EL-604 | 55.90 | 58.50 |
| Memory Stop Plate | 58/59 | 1/4" - 3/4" | MS-600 | 1.75 | 4.35 |
| | | 1" - 1 1/4" | MS-601 | 1.95 | 4.55 |
| | | 1 1/2" - 2" | MS-602 | 2.30 | 4.90 |
| Lever Handle | 58/59 | 1/4" - 3/8" | LH(Code #) | 6.30 | — |
| | | 1/2" - 3/4" | | 8.05 | |
| | | 1" - 1 1/4" | | 9.05 | |
| | | 1 1/2" - 2" | | 10.10 | |
| | | 2 1/2" | | 16.05 | |
| 3" - 4" | 62.70 | | | | |
| Stainless Lever & Nut (304 SS) | 58/59 | 1/4" - 3/4" | SSL-600 | 3.90 | 6.50 |
| | | 1" - 1 1/4" | SSL-601 | 6.30 | 8.90 |
| | | 1 1/2" - 2" | SSL-602 | 8.70 | 11.30 |
| Oval Handle | 58/59 | 1/4" - 3/4" | OH-600 | 13.75 | 16.35 |
| | | 1" - 1 1/4" | OH-601 | 19.35 | 21.95 |
| | | 1 1/2" - 2" | OH-602 | 20.95 | 23.55 |
| Wing Handle | 58/59 | 1/4" - 3/4" | WH-600 | 4.75 | 7.35 |
| | | 1" - 1 1/4" | WH-601 | 8.70 | 11.30 |
| | | 1 1/2" - 2" | WH-602 | 14.75 | 17.35 |

OPTIONS & ACCESSORIES FOR BALL VALVES

| OPTION | VALVE SERIES CODE NO. | SIZES | SPECIFY | LIST PRICE | LIST PRICE INSTALLED |
|---|-----------------------|-----------------|--------------|------------|----------------------|
| Insulated Stem Extension | 68/69 62/63 | 1/4" - 1/2" | ISE-1 | \$ 23.45 | \$ 26.05 |
| | | 3/4" | ISE-2 | 23.45 | 26.05 |
| | | 1" - 1 1/4" | ISE-3 | 26.40 | 29.00 |
| | | 1 1/2" - 2" | ISE-4 | 49.90 | 52.50 |
| Memory Stop | 68/69 62/63 | 1/4" - 3/4" | MS-1 | 2.95 | 5.55 |
| | | 1" - 1 1/4" | MS-2 | 4.40 | 7.00 |
| | | 1 1/2" - 2" | MS-3 | 5.10 | 7.70 |
| Locking Levers (Stainless Steel) | 68/69 62/63 | 1/4" - 3/8" | LL-1 | 10.25 | 12.85 |
| | | 1/2" | LL-2 | 10.25 | 12.85 |
| | | 3/4" | LL-3 | 11.70 | 14.30 |
| | | 1" - 1 1/4" | LL-4 | 12.45 | 15.05 |
| | | 1 1/2" - 2" | LL-5 | 13.25 | 15.85 |
| Lever Handles | All | 1/4" - 3/8" | LH(Fig. No.) | 6.60 | - |
| | | 1/2" - 3/4" | | 8.45 | - |
| | | 1" - 1 1/4" | | 9.50 | - |
| | | 1 1/2" - 2" | | 10.65 | - |
| | | 2 1/2" | | 16.90 | - |
| | | 3" | | 54.25 | - |
| | | 4" | | 66.00 | - |
| Oval Handle | 35/65 | 1/4" - 3/4" | OH-1 | 13.25 | 15.85 |
| | | 1" - 1 1/4" | OH-3 | 19.80 | 22.40 |
| | | 1 1/2" - 2" | OH-4 | 20.60 | 23.20 |
| | 39/49M 53F | 1/4" - 1/2" | OH-2 | 13.75 | 16.35 |
| | | 3/4" - 1" | OH-3 | 19.80 | 22.40 |
| | | 1 1/4" - 1 1/2" | OH-4 | 20.60 | 23.20 |
| | 54/55 | 2" | OH-5 | 30.65 | 33.25 |
| | | 1/2" - 3/4" | OH-2 | 13.75 | 16.35 |
| | 68/69 62/63 | 1" - 1 1/2" | OH-3 | 19.80 | 22.40 |
| | | 2" | OH-4 | 20.60 | 23.20 |
| | | 1/4" - 1/2" | OH-1 | 13.25 | 15.85 |
| | | 3/4" | OH-2 | 13.75 | 16.35 |
| Locking Oval (Stainless Steel) | 68/69 62/63 | 1" - 1 1/4" | OH-3 | 19.80 | 22.40 |
| | | 1 1/2" - 2" | OH-4 | 20.60 | 23.20 |
| | | 1/4" - 1/2" | OH-2L | 19.80 | 22.40 |
| | | 3/4" | OH-3L | 19.80 | 22.40 |
| Wing Handle | 68/69 62/63 | 1" - 1 1/4" | OH-4L | 27.85 | 30.45 |
| | | 1 1/2" - 2" | OH-5L | 29.35 | 31.95 |
| | | 1/4" - 1/2" | WH-1 | 5.00 | 7.60 |
| | | 3/4" | WH-2 | 5.00 | 7.60 |
| | | 1" - 1 1/4" | WH-3 | 9.20 | 11.80 |
| | | 1 1/2" - 2" | WH-4 | 15.50 | 18.10 |
| Anti-Static Grounding Spring | All | 2 1/2" | WH-5 | 66.00 | 68.60 |
| | | 3" | WH-6 | 74.80 | 77.40 |
| | | 1/4" - 3/4" | GS-1 | 4.05 | 6.65 |
| | | 1" - 1 1/4" | GS-2 | 4.05 | 6.65 |
| | | 1 1/2" - 2" | GS-3 | 4.05 | 6.65 |

CROSS REFERENCE CHART

| BRONZE & BRASS | | | | | |
|----------------|--------------------|---------------------------|------------------------|----------------------|---------------------|
| KITZ | APOLLO | MILWAUKEE | NIBCO | RED-WHITE | WATTS |
| 51 | 9A-100/91-100 | - | T560-BR-Y | - | B-6100 |
| 54(P) | 70-600 | - | T585-70-W3 | - | B-6780 |
| 55(P) | 70-900 | - | S585-70-W3 | 5047 | B-6781 |
| 58 | 70-100 | BA-100 | T580 TFP600 | - | FBV-4 |
| 58W | 70-100-07 | - | - | - | - |
| 59 | 70-200 | BA-150 | S580 SFP600 | - | FBVS-4 |
| 59W | 70-200-07 | - | - | - | - |
| 62 | 82-100 | 30BBOF | T590-Y/T595-Y | 5050F | B-6800 |
| 62M | 82-140 | 30BSOF | T595-Y-66 | - | B-6800-SS |
| 63 | 82-200 | 30BB1F | S590-Y / S595-Y | 5051F | B-6801 |
| 63M | 82-240 | 30BS1F | S595-Y-66 | - | B-6801-SS |
| 68 | 70-100 80-100 | BA-400, BA-425, BA-475 | T585-70, T585-70-UL | 5044F, 5544, 5592 | B-6080 B-6000-UL |
| 68AB | - | - | - | - | B-6004 |
| 68AD | 95-100 | - | - | 5060 | B-6300 |
| 68AM | - | - | - | - | - |
| 68C | 78-100 | BA-100H | T585-70-HC | - | - |
| 68LL | 70-100-27 | - | - | - | B-6400-LL |
| 68M | 70-140 80-140 | BA-400S | T585-70-66 | 5044S | B-6080-SS |
| 68O | 70-800 | BA-100H | MTT585-70 | - | B-6002 |
| 68P | 77-100 | 20BBOR | TM585-70 | - | B-6400 |
| 68PM | 77-140 71-140(-64) | 20BSOR | TM585-70-66 | - | B-6400-SS-04 |
| 68S | 75-100-41(-27) | BA-100ELD | T585-70-SV | 5042 | B-6400-SE-LL |
| 68U | 70-300 | - | T585-70-SU | - | B6010 |
| 69 | 70-200 | BA-455/BA-485 | S585-70 | 5049F/5549 | B-6001/B-6081 |
| 69AD | 95-200 | - | - | 5063 | B-6301 |
| 69C | 78-200 | - | S585-70-HC | - | - |
| 69M | 70-240 | - | S585-70-66 | - | B-6081-SS |
| 69O | - | BA-150H | - | - | - |
| 69U | 70-400 | - | S585-70-SU | - | B-6011 |

| IRON | | | | | |
|------|----------|-----------|-------|-----------|-------|
| KITZ | AMERICAN | MILWAUKEE | NIBCO | RED-WHITE | WATTS |
| 90 | 3700 | - | - | - | G4000 |
| 91 | - | - | - | - | - |
| - | - | - | - | - | - |

* This comparison chart is provided for the convenience of our customers. Valves listed may not be identical in design, materials of construction or basic pressure rating. KITZ catalogs and those of other valve manufacturers should be consulted for complete details.

CROSS REFERENCE CHART

| CARBON & STAINLESS STEEL | | | | | |
|----------------------------------|-----------|-----------|---------------------|------------|-----------|
| THREADED, SOCKET WELD, BUTT WELD | | | | | |
| KITZ | APOLLO | MILWAUKEE | NIBCO | WATTS | WORCESTER |
| 39 | 76-100 | 20SSOR | T580-S6-66-LL | S-8000 | - |
| 49M | 89-100 | 20CSOR | T580-CS-66-LL | C-7000 | - |
| 50 | 93-100 | - | - | - | 5846R |
| 52 | - | - | - | - | 5866R |
| 53F | - | - | - | - | - |
| 119 | 92-100-24 | - | T560-CS-66-FS-LL | C-7100 | - |
| 129 | 96-100-24 | - | T560-S6-66-FS-LL | S-8100 | - |
| 217 | 89-100 | 20CSOR | T580-CS-66-LL | C-7000 | - |
| 219 | 89-100-24 | - | T580-CS-66-FS-LL | C-7000-FS | - |
| 227 | 76-100 | 20SSOR | T580-S6-66-LL | S-8000 | - |
| 229 | 76-100-24 | - | T580-S6-66-FS-LL | S-8000-FS | - |
| 237 | - | 22CSOR | - | C-7200 | - |
| 239 | - | - | - | - | - |
| 247 | - | 22SSOR | - | S-8200 | - |
| 249 | - | - | - | - | - |
| 317 | 83-340 | - | TM590-CS-R-66-LL | C-7450 | - |
| 317B | - | - | BM590-CS-R-66-LL | - | - |
| 317S | 83-440 | - | KM590-CS-R-66-LL | - | - |
| 317F | 83-540 | - | - | C-7480 | 5946TT |
| 317FB | - | - | - | - | - |
| 317FS | 83-640 | - | - | - | - |
| 319 | 83-340-29 | 35CSOR | TM590-CS-R-66-FS-LL | C-7450-607 | - |
| 319B | - | 35CS2R | BM590-CS-R-66-FS-LL | - | - |
| 319S | 83-440-29 | 35CS1R | KM590-CS-R-66-FS-LL | - | - |
| 319F | 83-540-29 | - | - | C-7480-607 | AF5946TT |
| 319FB | - | - | - | - | - |
| 319FS | 83-640-29 | - | - | - | - |
| 327 | 85-100 | - | TM590-S6-R-66-LL | S-8450 | - |
| 327B | - | - | BM590-S6-R-66-LL | - | - |
| 327S | 85-200 | - | KM590-S6-R-66-LL | - | - |
| 327F | 86-100 | - | - | S-7480 | 5966TT |
| 327FB | 86-700 | - | - | - | - |
| 327FS | 86-200 | - | - | - | - |
| 329 | - | 35SSOR | TM590-S6-R-66-FS-LL | S-8450-607 | - |
| 329B | - | 35SS2R | BM590-S6-R-66-FS-LL | - | - |
| 329S | - | 35SS1R | KM590-S6-R-66-FS-LL | - | - |
| 329F | 86-500-29 | - | - | S-7480-607 | AF5966TG |
| 329FB | - | - | - | - | - |
| 329FS | 86-600-29 | - | - | - | - |

* This comparison chart is provided for the convenience of our customers. Valves listed may not be identical in design, materials of construction or basic pressure rating. KITZ catalogs and those of other valve manufacturers should be consulted for complete details.

GENERAL TERMS AND CONDITIONS

ACCEPTANCE

All quotations are for acceptance within 30 days from date of quotation unless extended in writing. In the event a purchase order is placed after this time, the Seller's company reserves the right to requote prices of all valves offered. All orders and contracts are subject to credit approval and acceptance by KITZ.

FREIGHT

All materials will be shipped F.O.B. point of shipment – no freight allowance unless otherwise stated and agreed upon with the Buyer.

PRICES

There will be added to all prices quoted any sales, excise, or similar tax which Seller may be required to collect on or in connection with the sale. Seller reserves the right to cancel any order in the event that selling prices shall be established by Federal, State or other governmental regulation with respect to the products covered by the order which shall be lower than the prices specified in the order.

ESCALATION TERMS

Prices shown in this price schedule reflect the costs in effect at the time of publication. These prices will remain firm on all products with a quoted delivery of twenty six (26) weeks or less. On products with a quoted delivery of more than 26 weeks, the Seller has a right to price and invoice at the applicable price sheet in effect at the time of shipment. In no event will the invoiced price be less than price originally quoted.

DEFERRED SHIPMENTS

If for any reason the Buyer desires to delay shipments more than 30 days after manufacturing or to place a hold or to stop the order during the manufacturing cycle, the Seller's company reserves the right to consider the order cancelled and to invoke cancellation charges.

CREDIT TERMS

As quoted. Overdue balances will be subject to 1.5% service charge per month on such indebtedness.

DELIVERIES

Shipments made to the Buyer shall at all times be subject to the approval of Seller's Credit Department. All schedules of shipments are estimated as closely as possible and Seller will use its best effort to ship within the time schedule but does not guarantee to do so. Seller shall not be liable for any direct, indirect, or consequential damage or loss caused by delay in delivery, regardless of the cause of delay. Items offered from stock are subject to prior sale.

RETURNS

No returns are allowed without prior arrangements made with the Seller. Product considered for return must be in new, resalable condition and of current design.

WARRANTY

Seller will replace without charge or refund the purchase price of products manufactured by Seller which prove to be defective in material or workmanship, provided in each case that the product is properly installed and is used in the service for which Seller recommends it and that written claim, specifying the alleged defect, is presented to the Seller within one year from the date of shipment. Seller shall in no event be responsible for claims of A) labor, expenses, or other damages occasioned by defective parts or products or for B) consequential or secondary damages. **The Warranty stated in this paragraph is in lieu of all other warranties, either expressed or implied. With respect to warranties, this paragraph states Buyer's exclusive remedy and Seller's exclusive liability.**

DESIGN

Because of a policy of continuous product improvement, Seller reserves the right to change design, materials or specifications without notice. There will be a charge for modifying an order after it has been entered when such change or modification results in additional engineering or clerical work for either KITZ or its suppliers.

NOTE

KITZ reserves the right to correct any obvious clerical errors in quotations, invoices and other contracts.

KITZ®

KITZ CORPORATION OF AMERICA

10750 CORPORATE DRIVE • STAFFORD, TEXAS 77477 U.S.A.

TEL: (281) 491-7333 • FAX: (281) 491-9402 • TOLL FREE: 1-800-772-0073 • www.kitz.com

Copyright © 2008, Kitz Corporation of America

DESIGN STANDARDS

Manufacturers Standardization Society (MSS) of the Valve and Fitting Industry, Inc.

- SP-25** Standard Marketing System for Valves, Fitting, Flanges and Unions
- SP-67** Butterfly Valves
- SP-70** Cast Iron Gate Valves - Flanged and Threaded Ends
- SP-71** Grey Iron Swing Check Valves, Flanged and Threaded Ends
- SP-72** Ball Valves with Flanged or Butt-Weld End for General Service
- SP-80** Bronze Gate, Globe, Angle and Check Valves
- SP-85** Grey Iron Globe & Angle Valves, Flanged and Threaded Ends
- SP-110** Ball Valves Threaded, Socket-Welding, Solder Joint, Grooved and Flare Ends

American Petroleum Institute (API)

- API 607** Fire Test for Soft Seated Quarter-Turn Valves
- API 609** Butterfly Valves: Double Flanged, Lug- and Wafer- Type

3rd PARTY CERTIFICATIONS



CSA INTERNATIONAL



CGA 9.1b-2006/ANSI Z21.15b-2006: Manually Operated Gas Valves For Appliances, Appliance Connector Valves and Hose End Valves

CGA requirement CR91-002: Manually Operated Gas Valves For Use On Piping

CAN/CGA-3.16-M88: Lever Operated Non-Lubricated Gas Shut-Off Valves

ASME B16.33-2002(R2007): Manually Operated Metallic Gas Valve For use In Gas Piping Systems up to 125 psig (1/2"-2")

ASME B16.44-2002(R2007): Manually Operated Metallic Gas Valve For use In Aboveground Gas Piping Systems up to 5 psig

UNDERWRITERS LABORATORIES



ANSI/UL125: Valves for Anhydrous Ammonia and LP-Gas (other than Safety Relief)

YSDT - LP Gas Shut-Off Valves

UL Subject 258: Outline of Investigation for Shut-off Valves for Trim and Drain Purposes

VQGU - Valves, Trim and Drain, 175 psig

UL842: Valves for Flammable Fluids

YRBX - Flammable Liquid Shut-Off Valves

YRPV - Gas Shut-Off Valves

MHKZ - Manual Valves, LP at 150 degrees F ambient.

UL1769: Cylinder Valves

YQNZ - Compressed Gas Shut-Off Valves

FM APPROVALS



Classification No. 1140 - 175 psig (1205 kPa) rated working pressure

ANSI/NSF 61 - Drinking Water System Components



Section 8 - Mechanical Devices, Temperature: Commercial Hot (180° F/82° C)



Annex G - Weighted Average Lead Content Evaluation Procedure to a 0.25% Lead Requirement.